

Consonant Work Sheets

PRESS Black
PRESS Sheep

67, Middleton, Cowling, Keighley, W. Yorks. BD22 0DQ
Tel +44 (0)1535 631346, email: alan@blacksheeppress.co.uk


Initial th

People say it's rude to stick out your tongue...

1



.. but that's what you have to do to make this sound!



Put your tongue between your teeth..

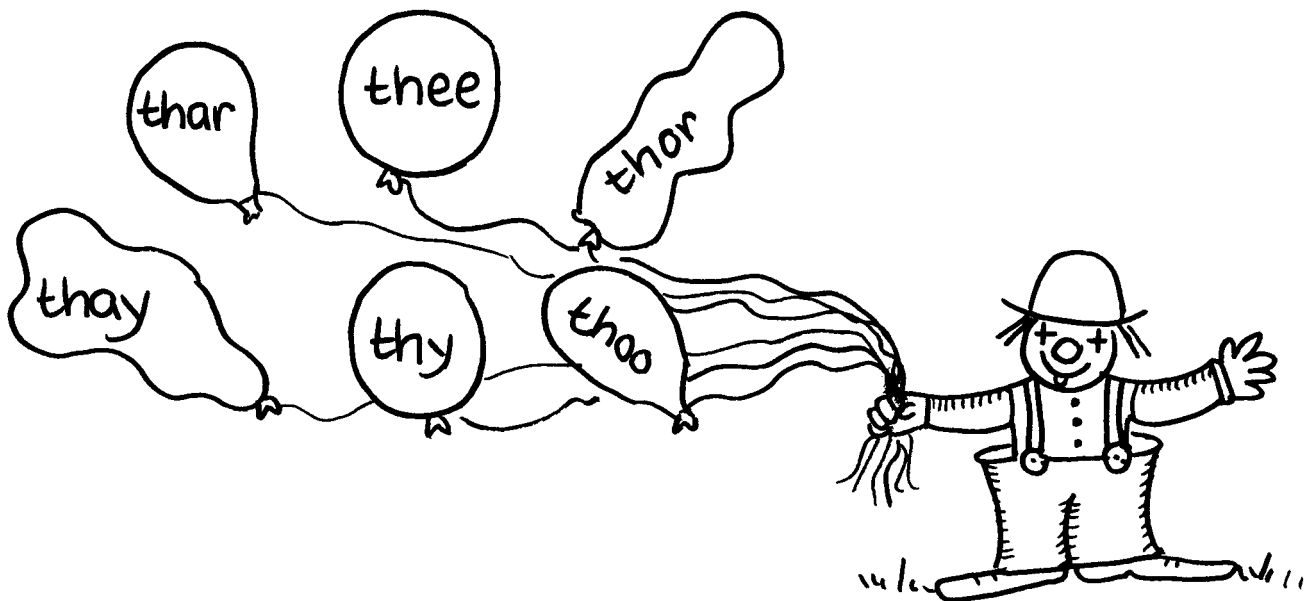


Blow air gently between your top teeth and your tongue .. your tongue should feel quite chilly!

The sound you will be making is



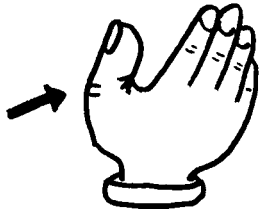
Try putting your new sound at the front of these silly words.



Copyright Helen Rippon, 1995

Photocopying of these sheets is permitted for your personal use in the clinic.

Say these words. Are you sticking out your tongue? 2



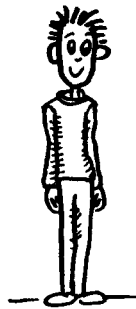
thumb



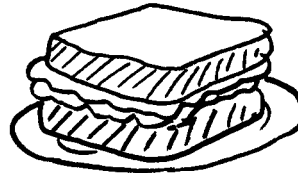
thunder




thorn



thin



thick



thigh



thief




thirsty



thank-you!



thatch



thaw

Copyright Helen Rippon, 1995


Photocopying of these sheets is permitted for your personal use in the clinic.

Some more words to say .. and they all begin with ... **th**

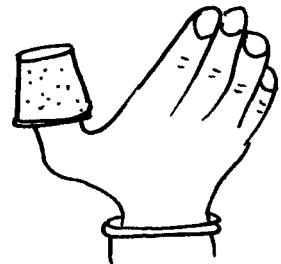
3



first ... second ... third



theatre



thimble



thumping!


Here are some BIG numbers!

13 30

Can you count from 29 to 40?

1000

Draw 'thousands' of fish in the sea




Here some fat animals.. you draw the thin ones.





fat cat

thin cat




fat dog

thin dog



fat fish

thin fish




fat worm

thin worm

..... Now draw a 'thin giant' in this 'thin space'!



Some people collect pretty thimbles and put them on a shelf to show them off. Colour in these thimbles... and decorate them too!



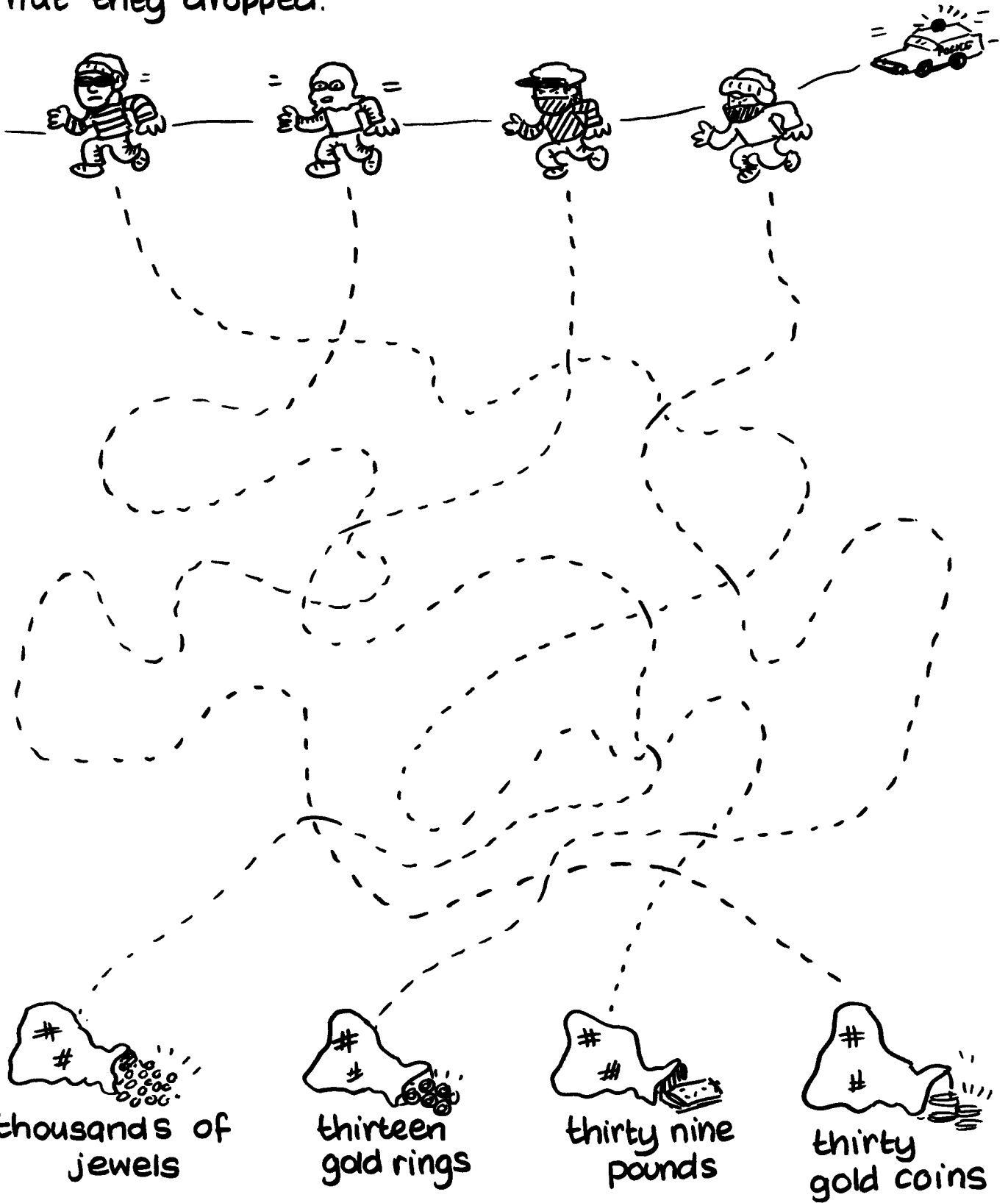
- ... blue thimble
- ... red thimble
- ... yellow thimble
- ... green thimble
- ... spotty thimble
- ... stripey thimble
- ... flowery thimble
- ... starry thimble
- ... golden thimble.

Copyright Helen Rippon, 1995
Photocopying of these sheets is permitted for your personal use in the clinic.

Stop thief!!

6

Each thief has dropped a sack as he ran away from the police. Follow the trails left by the thieves to see what they dropped.



Copyright Helen Rippon, 1995

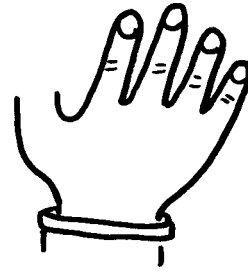
Photocopying of these sheets is permitted for your personal use in the clinic.

Add a thumb to these hands !

7



a sore thumb



a dirty thumb



a long thumb



a short thumb



a skinny thumb



a fat thumb

Copyright Helen Rippon, 1995

Photocopying of these sheets is permitted for your personal use in the clinic.

What are the people saying? What do they need?

8



I'm really thirsty!

Does he need ...



a drink

or



a cake



I've cut my thumb!

Does he need



a shirt

or



a plaster



I don't like thunder!

Should he ...



go inside

or



go to the
park



I'm too thin!

Should he ...



go to
bed


or



eat more
food

Draw what these people are thinking about.
Say the words.

9



He's thinking about his favourite cartoon.



She's thinking about her new puppy.



He's thinking about school.



She's thinking about her birthday present.

Sometimes we say **th** in a different way..¹⁰

... a LOUDER way!

Stick out your tongue
just as you did before



Now "buzz" the air
between your top teeth and your tongue.

If you're doing it right, it should tickle your
tongue!!



I can't draw pictures for the words
that begin with this noisy 'th', but
turn to the next page and find the
word ladder.

If you can read, say the words.

If you can't read, get a grown up
to say the words, and you copy
them ...

★ FINISH ★

★ ★

their

them

they

there

those

these

that

this

the

★ START ★

★



Practice the word... the

What will the dog play with?
.. the car or the ball?



What will the cat eat?..
.. the cake or the fish?



What will she buy?..
.. the hat or the dress?




What will he read?..
.. the comic or the book?



What will she draw?..
.. the tree or the house?



What will he wash?..
.. the door or the window?



Practice the words 'this' and 'that'

13

Which biscuit would you like?



this one or that one?

Which cake would you like?



this one or that one?

Which toy would you like?



this one or that one?

Which bike would you like?



this one or that one?

Which drink would you like?



this one or that one?

Which animal would you like?



this one or that one?


Which T-shirt would you like?




this one or that one?

Use the words 'this one' and 'that one.'

Which things would you need to draw a picture?




Which things would you need to brush your teeth?




Which things would you need to make a cake?



Which things would you need to wash the car?



Which things would you need to make a sandwich?





Which things would you need to take to the beach?




Use the word 'there' when you decide who lives where!

Draw a line between the two that go together.



Tell me what the children are doing.
Use the word 'they'.




Use the words 'these' and 'those.'
Decide which clothes you would choose to wear.



Would you choose...

... these or those




... these or those

... these or those



... these or those

these or those




... these or those



... these or those

Use the words 'these' and 'those'

Here is a teacher and here is a cook.



The things they use at work have been mixed up!
Who uses what? ... he uses these .. she uses those etc.



spoons



books




pans



pencils




bowls



stickers



eggs



blackboards

This naughty boy won't eat any of the food his Mum has cooked for him. What does his Mum say? What does he say?



Eat these carrots.




I hate them!



Eat these sausages.



I don't want them!



Eat these beans.



I don't like them!



Eat these potatoes.



I won't eat them!

Well, don't eat anything then !!





Use the word 'their'

The children have left their things all over the place.

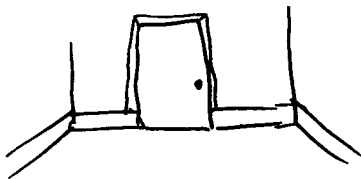

20

Draw their things.



Their books are on the chair.
(Draw the books)

Their coats are on the table.
(Draw the coats)



Their shoes are on the floor.
(Draw the shoes)

Their cups are on the T.V.
(Draw the cups)

