


Consonant Work Sheets

Initial t

PRESS Black
PRESS Sheep

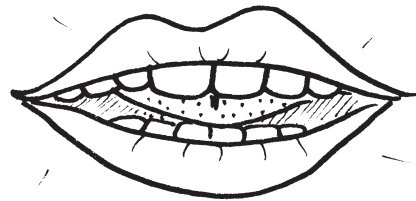
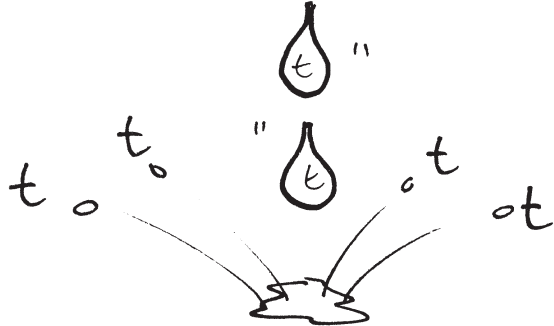
67, Middleton, Cowling, Keighley, W. Yorks. BD22 0DQ
Tel +44 (0)1535 631346, email: alan@blacksheeppress.co.uk



Tippy Tap says...

t...t...t...t

Your tongue works
hard when you
say this sound!



Tap the front of your tongue against your top teeth.

These monsters have silly names. Their names are on
their T-shirts. Say their names.



Now colour in the monsters.



tea

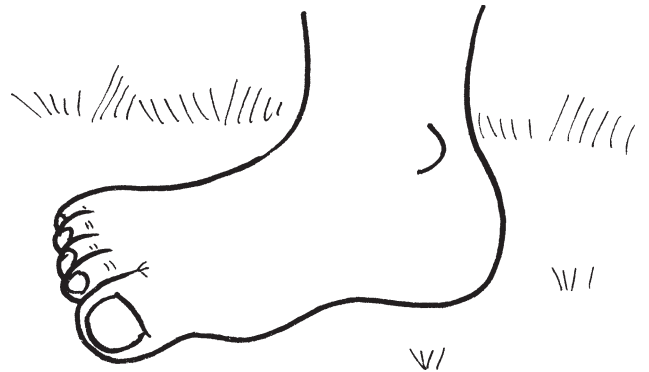
2




two




tie



toes



toys

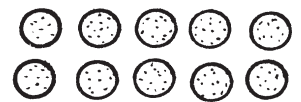


tail



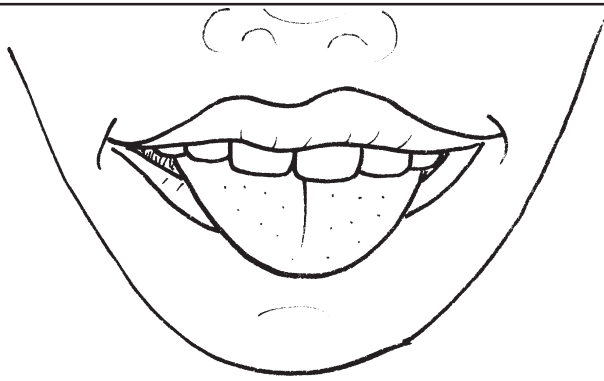
tall

10




10


ten



teeth / tongue



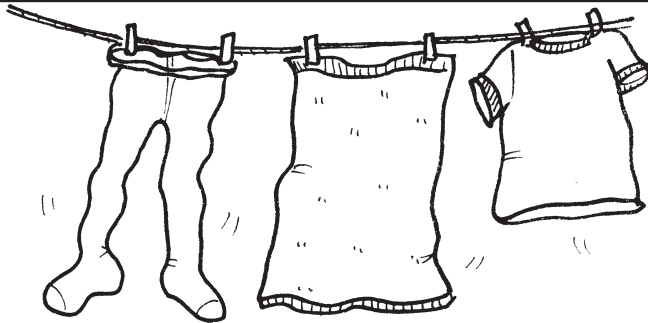
tummy /
toddler




tiger



teddy




tights / towel / T-shirt



toast



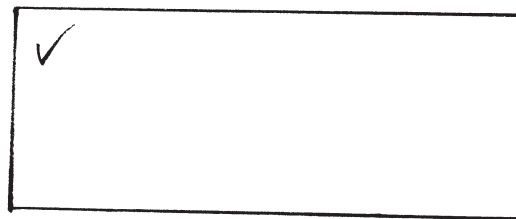
tent




table

Can you make a tick? Practise making ticks in this box.

✓ ✓



Now look at the picture. Make a tick on everything that begins with 't'.



Draw the faces on these people ..then say their names.



Tom



Tim



Tariq



Tina



Tess




Tyra



Tyrone




Tony




Ted

★ Do you know anyone whose name begins with 't' ? ★

Draw the tails on these animals. Say the words.




tail on the pig




tail on the fish




tail on the mouse



tail on the elephant



tail on the dinosaur



tail on the dog

You only need to know two numbers for this page
... 2 ... and 10. Finish the pictures...then say
what you drew.

Michael has chickenpox.




Draw ten red spots
on Michael's face.
What did you draw?

Michael has a new shirt.



Draw ten red buttons
on Michael's shirt.
What did you draw?

Michael has seen
something on the window!




Draw two big spiders on
the window.
What did you draw?

Michael is holding something.



Draw Michael holding
two yellow balloons.
What did you draw?

It's tea time! What time is it? The children must follow their path to find out what is waiting at home for them. What do you like to eat for your tea?



toasted tea-cakes



toast and jam



turkey burgers



toffee yoghurt

Draw a line between the things that go together.
Say what goes together.








table and....





tea and....



telescope and




a tick and




toast and



Finish off these pictures ... then say what you drew. Draw....



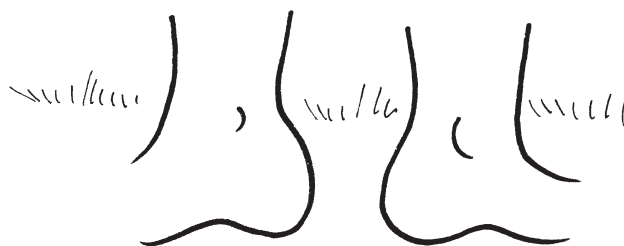
... teeth on the monster...




... towels on the washing line...




... tentacles on the octopus...



... toes on the feet...

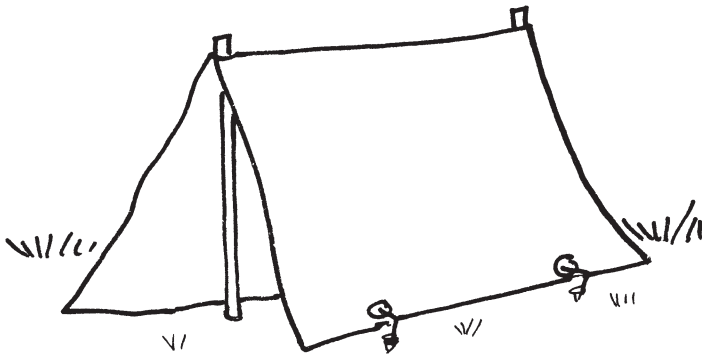


... tins of beans on the shelf...




... your favourite programme on the telly.


Find your crayons. Colour in the pictures... then, say the words. Remember to make good 't' sounds.




blue tent




red tomato




green toad



red and white toadstool

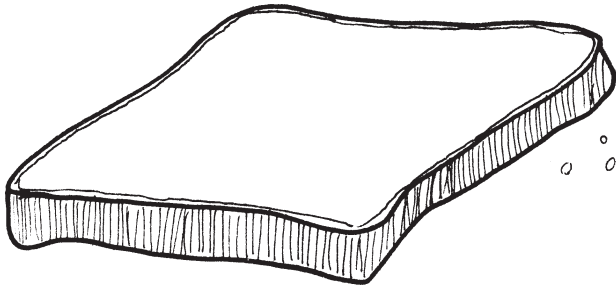


yellow telephone

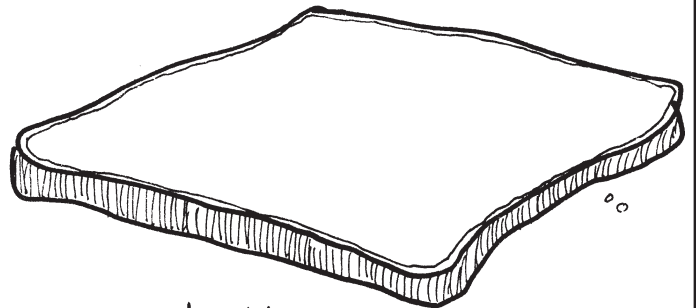


black tadpoles

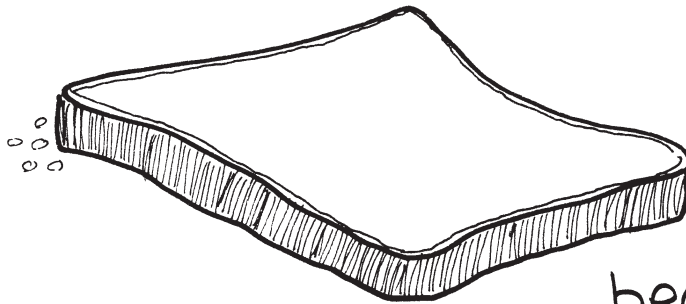
M-M-M! It's toast for tea... but everyone is having something different on their toast. Draw and say what goes on each piece of toast.



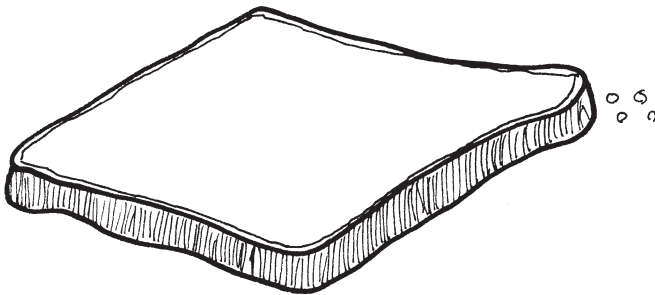
jam on toast



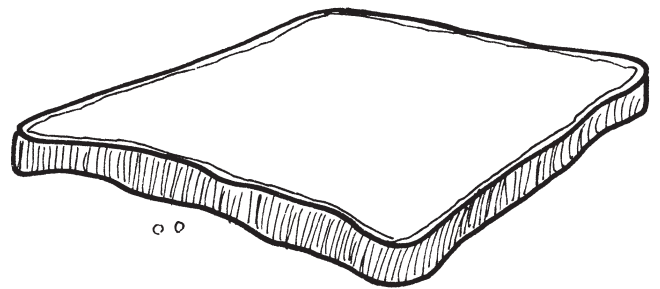
peanut butter on toast



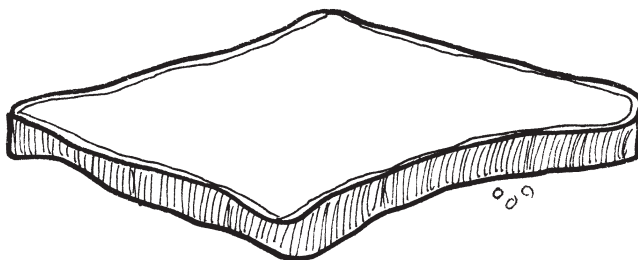
beans on toast



cheese on toast



honey on toast




scrambled eggs on toast



Which one is your favourite?

Help me draw this terrible monster. Draw ...
... lots of sharp teeth ... two tiny eyes ... three horns on
the top of his head ... a hairy tummy ... a long, spiky
tail ... eight toes on each foot ... claws on the ends
of his fingers and toes.




Now turn over the page and try to remember how
your monster looks!



I've got lots of T-shirts... have you? Find your crayons and decorate these T-shirts ... then talk about the T-shirts.



spotted T-shirt ... striped T-shirt ... checked T-shirt...





... a T-shirt with
a tiger on it

... a T-shirt with
a teddy on it ...

... a T-shirt with
a tortoise on it .

Which is your favourite T-shirt ?

Spot TEN differences between these two pictures.
You will need to use lots of 't' sounds as you talk about the pictures



- two birds/one bird
- T-shirt torn
- laces not tied
- ten rays/seven rays round the sun
- no tail on dog
- tongue out
- towel/tights on line
- spider at top/bottom
- no tennis ball
- tortoise walking towards flowers

Listen to the story.. then answer the questions .



Yesterday, teacher told Tara to do some writing .
Tara said ...
"I'm too tired!"

Teacher told Tara to finish her number work .
Tara said ...
"I'm too tired!"



Teacher told Tara to tidy her table.
Tara said ...
"I'm too tired!"


Teacher told Tara's Mum!
said, " Well ! I think I might be too tired to cook your tea, and too tired to turn on the telly, and too tired to talk to you!"

Tara felt terrible!... so....



... today...

Tara did her writing...
finished her number work...
.. and tidied her table
without having to be
told !



Teacher was so pleased, she gave Tara
lots of ticks.



What did teacher tell Tara to do ?

What did Tara say ?

What other things did teacher
tell Tara to do ?

Who did teacher speak to ?

What did mum say she
might be too tired to do ?

How did Tara feel ?

What did Tara do today ?

What did teacher give Tara ?



TAKE YOUR TURN GAME

This is a good game to play at school...or at home...with two people...or lots of people.

Cut out the pictures on the next two pages and place them in a pile face down on the table.

The eldest person points to someone and says "Take Your Turn".

That person turns over the top picture and tells everyone what is on the card eg. 'touch your nose'. The person carries out the action...then points to someone else in the group (or the other person if only two people are playing)...and says "Take Your Turn".

Carry on until all of the pictures have been turned over.


Encourage good production of words beginning with 't'.

The adult playing the game may wish to make some deliberate mistakes when saying 't' words during their turn.


Can the child (or children) playing the game, spot the mistake and correct the adult?



Turn around.




Touch your nose.




Point to your tummy.



Stick out your tongue



Touch your toes.




Tap your knees.




Stretch up tall.




Shut your eyes tight.




Tap the table .. two times.



Pretend you're tired.



Walk towards a table.




Curl up in a tiny ball.



Tickle the top of your head.



Jump up and down..ten times.



Show your teeth and growl like a tiger.



Rub your tummy and tap your head.