


Consonant Work Sheets

Make the 'rabbit' sound.


f




Ferdy Rabbit shows his big teeth when he says this sound!


You show YOUR teeth...

... and BLOW... to make this sound.




These fish have funny names. Show your teeth when you say their names. Colour them in!






fish




face




fork




fire




foot




furry




farm



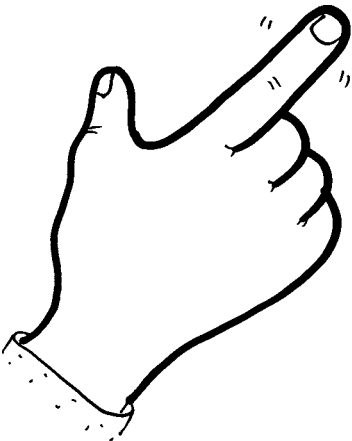
fox




feather



fence



finger




food



fall



full/fizzy

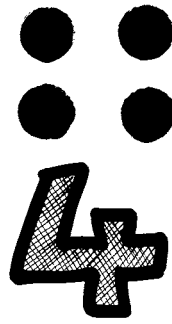


fat




fairy

Show your teeth when
you say
these numbers




Finish off the pictures... say what you drew




Draw four legs on the dog.
What did you draw?

Draw five spots on
the ladybird.
What did you draw?



Draw five hairs on
the baby's head.
What did you draw?




Draw four eyes on the
monster.
What did you draw?

Farrukh loves playing football.


This is what he uses, and wears when he plays football.
Colour them in.. then say what they are




football shirt




football boots



football



football gloves



football shorts


Here are four firemen and firewomen. Say their names. Their hoses have become very tangled. Follow each hose to see what is at the end of it.

Philip

Phoebe

Fergus

Fiona



filthy boots



fat dog



fish and chips




felt tip pens

A lot of people are falling today.



What did he do?
(fall off a wall)




What did she do?
(fall down the stairs)



What did he do?
(fall in the water)




What did she do?
(fall off a chair)

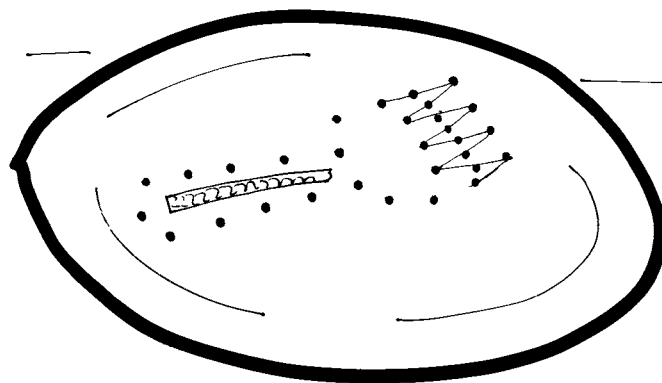


You draw someone
falling off this
ladder.
What did they do?

Join the dots to finish off the pictures



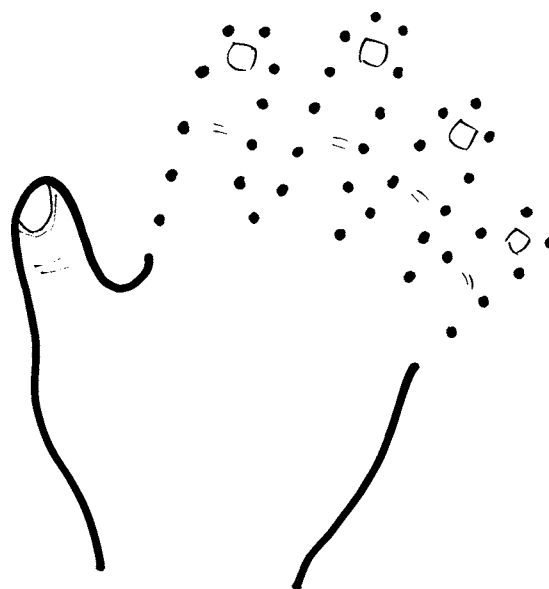
— in a bowl



— on a plate




— on a card




— on a hand


I like to laugh... so let's draw lots of funny things on this page. Draw... then say...




... funny legs



... funny glasses



... funny hair



... funny fingers

★ Put your hand on a piece of paper and draw around your fingers. Colour and decorate your own finger picture. How funny can you make your fingers look? ★

Filthy means.. very VERY dirty! Say.. filthy.
Brandon has been out to play, and has
come back FILTHY!! Find a black crayon.
Colour... then say




... filthy hands ... filthy knees... filthy shoes..
... filthy hair.. a filthy face.. filthy clothes.


Draw the faces on these people
Draw... then say...




... happy face



... sad face..



... cross face

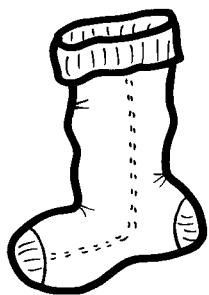


... dirty face

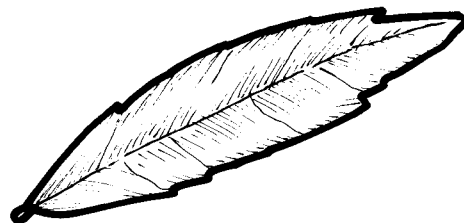


funny face

Draw a line between the things that go together.
Say which ones go together.



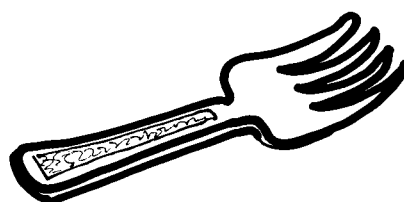
a sock and a...



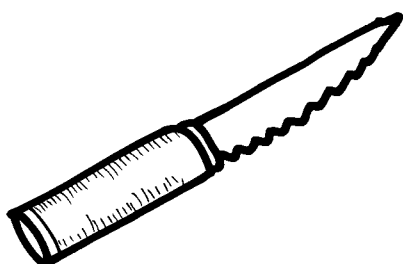
.. feather




a ring and a...




.. fork



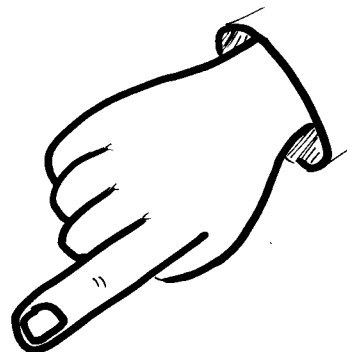
a knife and a...



.. foot




a duck and a...




... finger


Finish off the pictures. Say the words




blue and red
feathers




fish fingers and chips



rings on her
fingers



water coming out
of the fountain.



a photograph of your family

Copy the question sheet as many times as you wish. First, fill it in yourself. Tell someone what your favourite things are. Say... "my favourite food is" Then ask your friends and family what their favourite things are.

☆ MY FAVOURITE THINGS ☆

Name: _____

Draw or write here

my favourite food is ...



My favourite T.v. programme is..



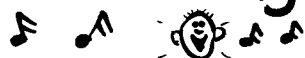
my favourite sweets are ...



my favourite colour is ...



my favourite song is ...



my favourite football team is..





my favourite drink is ...



☆ Did anyone have the same favourite things as you?

Spot eight differences between these two pictures. Use lots of good 'f' sounds as you talk about the pictures.




3 spots/5 spots on fish
no fin on fish
fish food / no fish food

cat has different faces
fat tail / thin tail
4 whiskers / 2 whiskers
on each side of face

glass full / empty
vase has fallen over.

Say and Do. Follow the trail, and say.. or do..
 what is in each section. make lots of good 'f' sounds.
 If you get to the end of the trail without making any
 mistakes with your 'f' sounds, colour in the star.
 If you do make a mistake, go back
 and start again!







There are eight fish hidden in this picture. Say...
 "I've found a fish!" when you see one... then say
exactly where it is!






on the farmhouse roof... on the football... on the fence... in the fountain...
 in the forest.. on the fox's tail... on the fire.. on the fork handle

Picture Matching Game

Double photocopy the pictures on this.. and the next page. Cut them into individual cards to play a picture matching game, which gives the child many opportunities to hear and say the 'f' sound in words and phrases.





Fergus is a funny monster! Draw what I tell you ... then, hide the page, and try to remember what you did to poor Fergus. Draw.... fuzzy green hair on Fergus' head ... pink fur on Fergus' feet.. feathers on Fergus' face ... food all over Fergus' fat tummy... .. four rings on Fergus' fingers.... five spots on Fergus' ears.

