

Consonant Work Sheets

Initial I

PRESS Black
PRESS Sheep

67, Middleton, Cowling, Keighley, W. Yorks. BD22 0DQ
Tel +44 (0)1535 631346, email: alan@blacksheeppress.co.uk

Your new sound is....

... l l l l ... L L ...

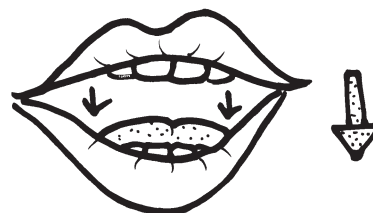
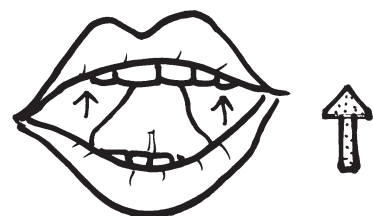
Make your arms go up and down.



Make your head go up and down

Now make your tongue go up and down to say this sound.

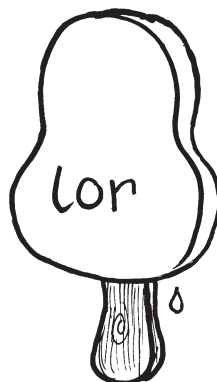
The front of your tongue touches your top teeth ... then flaps down !




These ice lollies have silly words on them.


Say the silly words. They begin with 'l'.

Colour in the lollies.

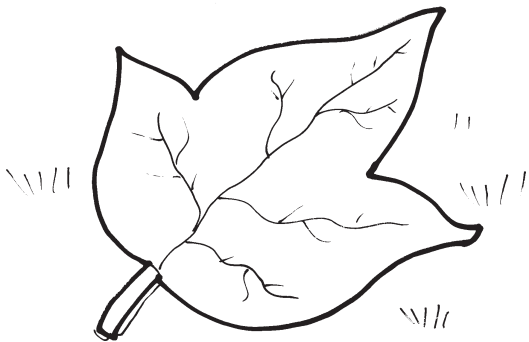




lamb




lion




leaf




lamp




legs




lines



ladder




letter




lead



lorry / load



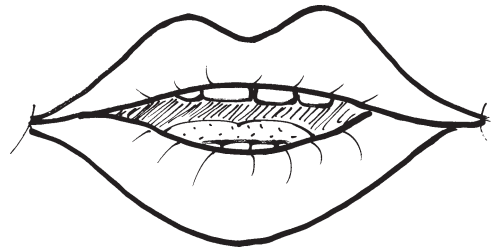
lake



log




lace




lips




litter



lunch



The boy is looking.
(Draw his eyes)
What is the boy doing?
What is he looking at?



The girl is licking.
(Draw her tongue)
What is the girl doing?
What is she licking?




The boy is listening to
loud music.
(Draw his ears)
What is the boy doing?
Is the music quiet?




The girl is laughing.
(Draw her mouth)
What is the girl doing?
What is she laughing at?

This is Mrs. Little. She lives in this little house.


Mrs. Little only likes little things in her house not large things.



Cut out the pictures, and place them face down on the table. Take turns in taking a picture from the pile. Is it little?...or is it large? If it's little, place it in Mrs. Little's house.



Draw lots of long things. Say what you drew.



long legs
long legs

long eyelashes




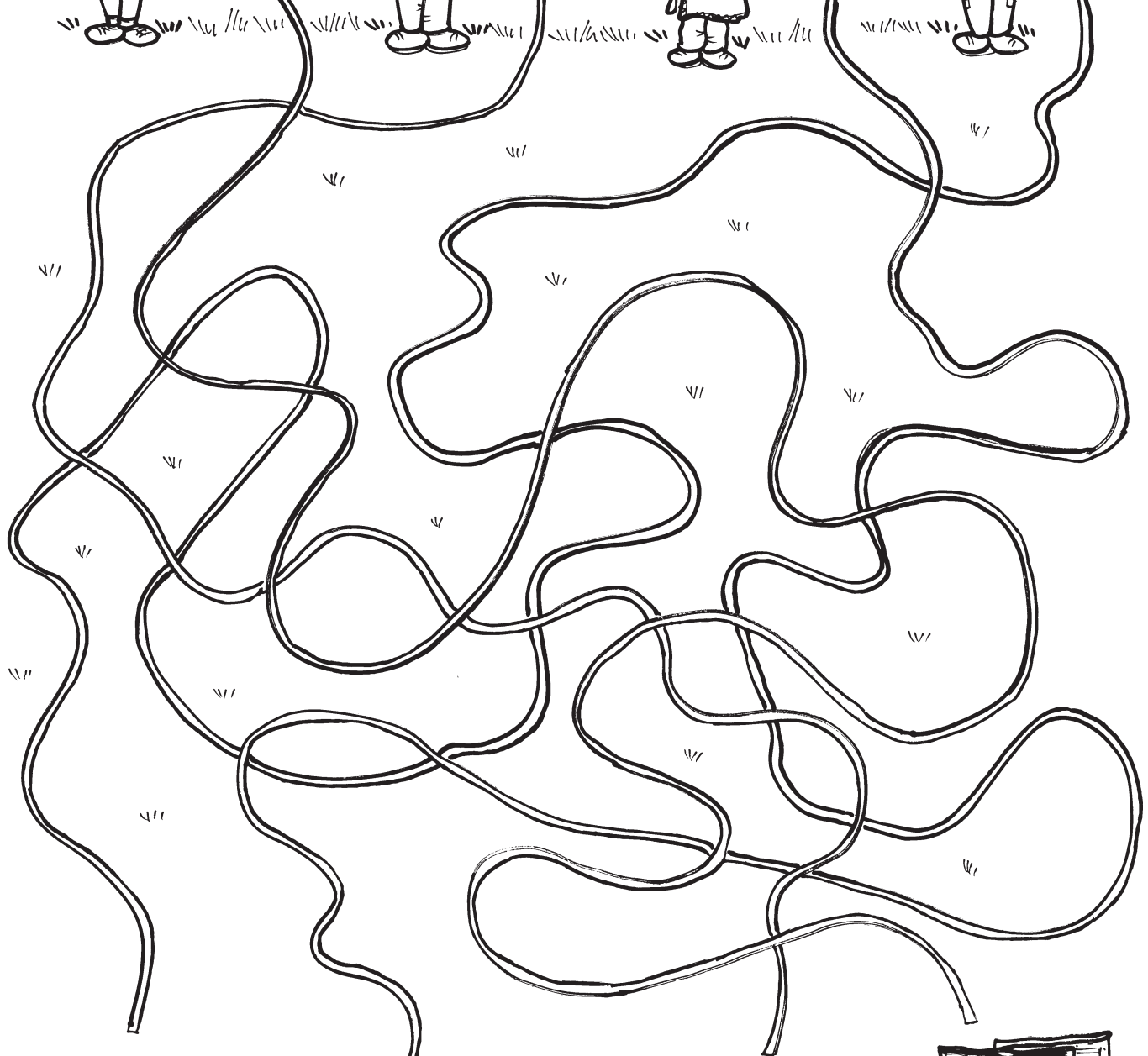
long hair

long socks



a long tail

Follow the long lines from each child. What is at the end of each long line?



lovely pictures



little spiders



lazy dogs



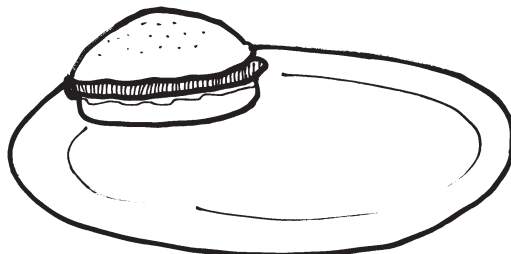
large bags
of sweets



Lenny LOVES food! He likes LOTS of it.
Draw the food.



lots of ice-cream



lots of chips



lots of crisps

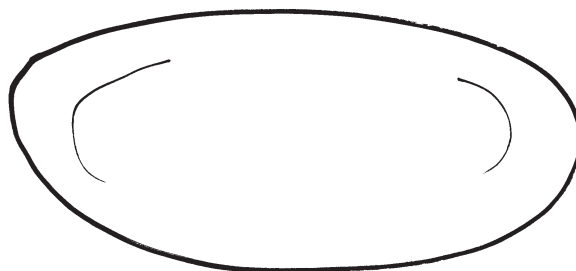


lots of biscuits




lots of sausages

... but Mum gives him...



... lots of cabbage and carrots


Draw the things that are being lifted.. then answer the questions.



The crane is lifting a car.
What is the crane doing?



The man is lifting
a box.
What is the man doing?

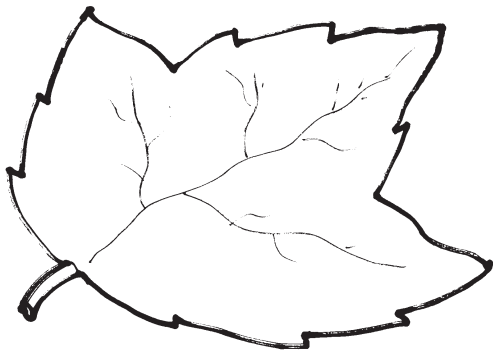


The helicopter is lifting
a man out of the sea.
What is the helicopter
doing?




The digger is lifting
lots of mud.
What is the digger doing?

Colour in the pictures. Say the words...but remember to make good 'l' sounds




green leaf



blue lorry




pink lolly



orange lizard




green lettuce



red lighthouse

Mummy Ladybird is very worried!
 Her little ladybirds have been playing
 hide and seek ... and now she's
 lost them all! Can you find SIX little ladybirds?
 Say where you found them.



- under the leaf
- in the lid
- on the log
- behind the lollystick
- under the label
- behind the lemon


Make several copies of this page. Go down the list and fill in the chart of things you like...and things you DON'T like. Say.. "I like..." and "I don't like..."

Then ask other people, at home and at school, what they like .. and don't like.


| | I like.... | I don't like... |
|------------------|------------|-----------------|
| T.V. Cartoons | | |
| Food | | |
| Drink | | |
| Sweets | | |
| Football team | | |
| Pop singer/group | | |
| Clothes | | |

★ Did anyone like ...or not like, the same things as you ?


Each of these lorries is carrying something.
Draw what the lorries are carrying ... then
say the words




a lorry carrying logs




a lorry carrying litter



a lorry carrying ladders




a lorry carrying
bottles of lemonade




a lorry
carrying a
LION!

marvin the monster decided to buy some new clothes.



Let's see what he looks like!

He tried on a hat...
but it was too little.
What was wrong
with the hat?



(draw a little hat on marvin's head)

He tried on a jumper...
.. but the sleeves
were too long.
What was wrong
with the jumper?




(draw long sleeves on Marvin's jumper)

He tried on some trousers...
.. but they were too large.
What was wrong with
the trousers?
(draw large trousers on marvin)




Marvin tried on
some underpants...
...but they were
too lacy!!
What was wrong with
the underpants?





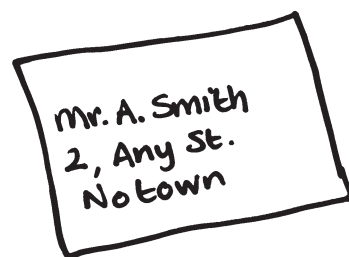


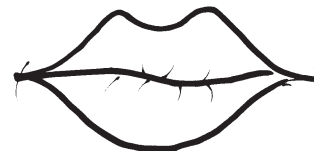
(draw lace on Marvin's underpants)

At last! Marvin found some clothes he liked.
Draw the clothes you think he liked, on this
picture of Marvin.



Oh Marvin! You look LOVELY!
How does he look?

Draw a line between the things that go together.
Say which ones go together... and why !

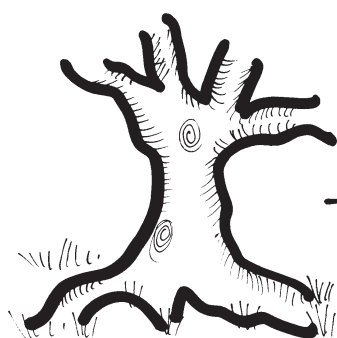


Finish off the pictures... then say the words.




a boat is on the lake

a lamb is walking
down the lane





There are lots
of leaves on
the tree.



A dog is tied to the lamp-post

Spot eight differences between the pictures. Use lots of good 'l' sounds when you talk about the pictures.




- big tree / little tree
- laughing / crying
- laces tied / not tied

- long / short string
- ladybird on log
- lines on the kite

- three legs / four legs
- lead / no lead



Talk about what Marvin the Monster is doing wrong.




Marvin is crossing the road.
What is he doing wrong? (^{not} looking)
What might happen?



The teacher is
telling everyone what to do.
What is Marvin doing wrong?
(not listening/not looking)



marvin has been shopping.
What's happening?
(losing all his food)



Marvin is going for
a walk.
What did he forget
to do?
(lock the door/left the door open)

SAY OR DO GAME. Follow the trail, and say.. or do.. what is in each section. Can you get to the end of the trail without making any mistakes with your 'l' sound? Colour in the star if you did. If you do make a mistake, go back to the beginning, and start again.

