


# Concepts in Pictures 13


PRESS Black  
PRESS Sheep

67, Middleton, Cowling, Keighley, W. Yorks. BD22 0DQ  
Tel +44 (0)1535 631346, email: alan@blacksheeppress.co.uk


Hot / Cold



This is Harry Hot.  
Harry likes HOT things....  
... but be careful, Harry!  
HOT things can burn you.



Harry likes to lie  
in the sun-shine.  
Is the sun cold?.. or hot?  
What might happen if  
Harry lays in the sun  
too long?




Harry likes to drink tea.

Is tea a cold drink?...  
... or a hot drink?




What might happen if  
Harry drinks a hot cup  
of tea too quickly?  
(Colour Harry's tongue red)






Katie Cold likes COLD things.  
Burr!! Mind you don't catch  
a cold, Katie.




Katie Cold likes to  
play in the snow.  
Is snow hot?.. or cold?



Katie Cold likes to eat  
ice-cream.  
Is ice-cream hot?.. or cold?


Colour in Harry ..... and Katie ..... . (say the  
missing words)







## Hot / Cold Sorting Game











### Instructions

**Cut out the house and roof belonging to Harry Hot and Katy Cold (Page 4). Place each 'house' on separate sheets of A4 paper / card and stick along the sides and bottom edge of the 'house'. Then place roof on top of the house and stick along the top edge only. The roof will then flap up and allow pictures to be posted into each house.**



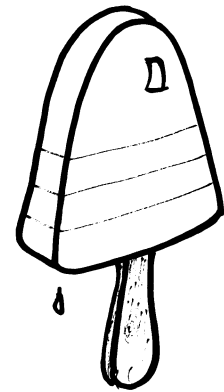

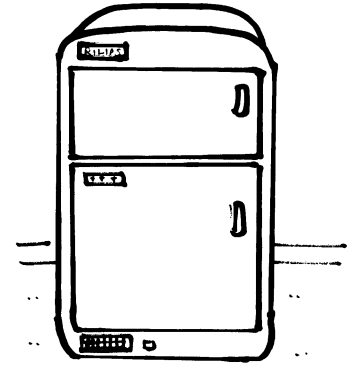




**Cut out and colour the small pictures on pages 5 & 6. Mix them up and place them in a pile, face down on the table. Take the picture from the top of the pile, say what it is and then decide whether it should go in Harry Hot's house or Katy Cold's house. Allow plenty of opportunities for the child to use the words 'hot' and 'cold'. Discuss with them whether they have the same items at home etc.**









sun  
 coffee/tea  
 bonfire  
 barbeque  
 cooker  
 soup  
 hot water bottle  
 radiator  
 bath  
 kettle  
 candle





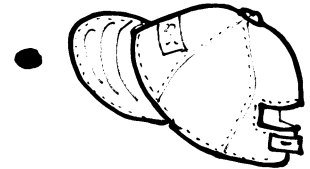

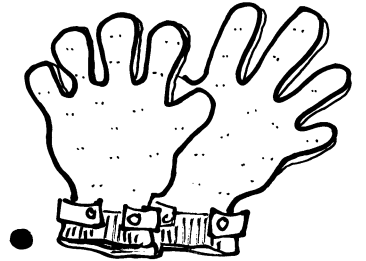

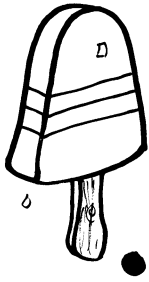

ice-cream  
 snowman  
 salad  
 the sea  
 ice-cube  
 fridge / freezer  
 cola  
 rain / wind  
 ice-lolly  
 jelly  
 a dog's nose

Colour the HOT things.... RED  
Colour the COLD things.... BLUE









It's a hot day today... which makes Harry happy!  
Draw lines from Harry... to the things  
he might need on a hot day.



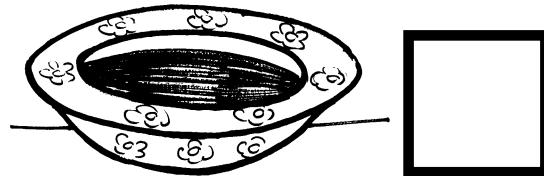

It's a cold day today... which makes Katy happy!  
Draw lines from Katy to the things  
she might see on a cold day



Some food is only nice when it's HOT.

Harry has prepared lots of HOT food... but some of the food shouldn't be hot... it should be COLD.

Put a tick in the box if the food should be hot ... or a cross if it shouldn't be hot.




tomato soup




salad



chips




cola



porridge





mashed potato and gravy




crisps


Some food is only nice when it's COLD. Katie has prepared all the food on this page.. and it's all COLD... but some of the food should be hot! Put a tick in the box if the food should be cold... or a cross if it shouldn't be cold.




jelly and ice-cream




a cup of tea



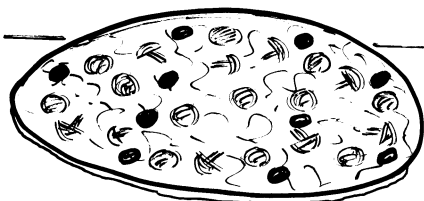
chocolate biscuits




cornflakes



beans on toast



pizza



sandwich

Think hard .. and draw what you think of  
in the bubbles.

Think of something hot  
that you can drink.



Think of something cold  
that you can drink.



Think of something hot  
that you eat.




Think of something cold  
that you eat




Go to the next page.



Think of something you wear  
on a hot day.



Think of something you wear  
on a cold day.



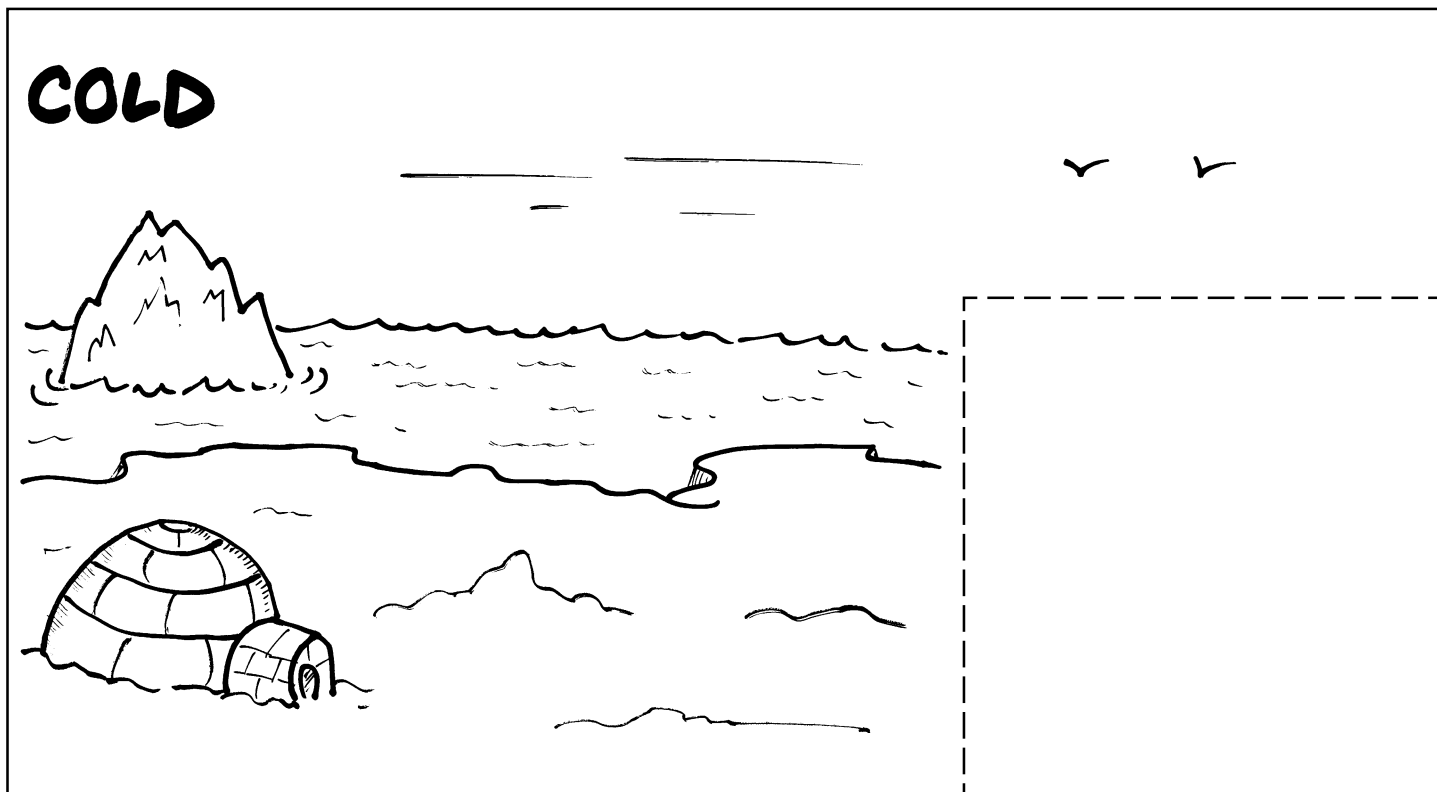
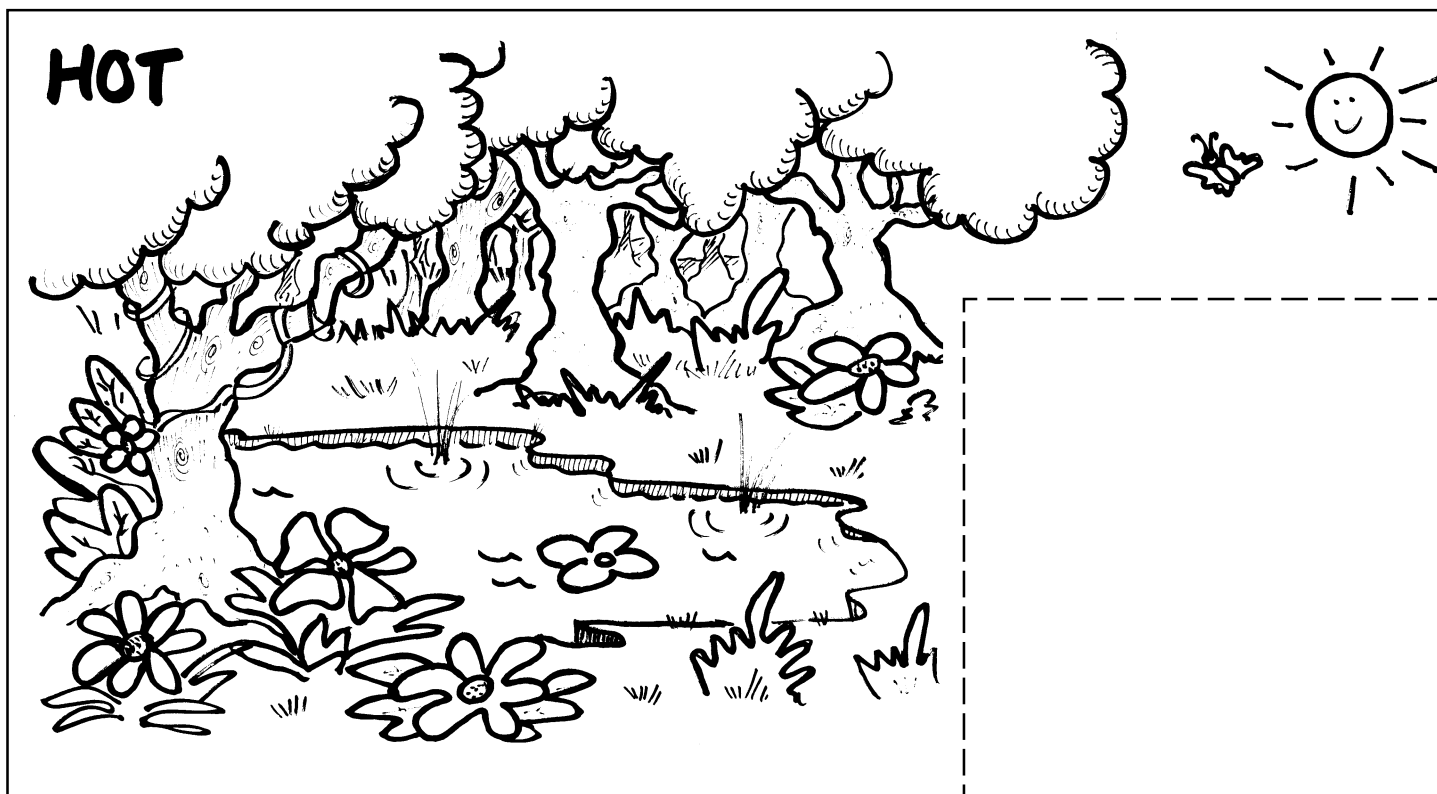
Think of somewhere you  
might go on a hot day.












Think of something to do  
on a cold day.





Some animals live in hot places. Some animals live in cold places. Colour in the hot and cold backgrounds. Cut out the animal pictures on the next page. Decide where they live.. and place them on the correct background.








You may need a grown-up to help you with this page. How many other words mean the same as... HOT? How many other words mean the same as... COLD? Ask someone to write the words in the speech bubbles.



It's a lovely, HOT day at the sea-side... but there are SIX things that shouldn't be in this picture. Draw a circle around them... then say why they shouldn't be on this picture of a HOT, summers day.



.....

**Answers : a snowman ; a tree without leaves ; someone in winter clothes ; a penguin ; an igloo ; someone ice - skating.**


It's a freezing, COLD winters day... but there are SIX things that shouldn't be in this picture. Draw a circle around them ... then say why they shouldn't be on this picture of a COLD day in winter.



.....

**Answers :** someone eating an ice-cream ; an elephant ; Harry Hot ;  
flowers growing ; bee and a butterfly ; someone sunbathing

Oh no! Micky the monster did two silly things today!! Can you help him?




Micky opened the curtains this morning. "What a lovely HOT day it is, today," he said.

But when he got dressed to go outside, look what he put on!!

How will Micky feel when he goes outside?....

... hot? ... or cold?




Now draw the clothes that micky should put on.




Turn to the next page to see what Micky did next.

Micky went to the shop to buy a big tub of ice-cream to share with all his friends...



... but when he got home, Micky put the ice-cream in the OVEN !!!

Oh no! What will happen to the ice-cream?  
Where should Micky put the ice-cream?



Here is a freezer and an oven. Draw something that should go in the oven. Draw something that should go in the freezer

