











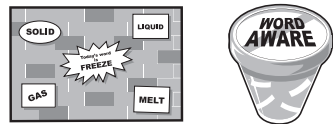


STAR Emotions Teach Planning Sheet



Emotion:

Steps	Explanation	Planning notes
<p>Symbol</p> 	<p>The teacher introduces a symbol or picture</p>	
<p>Phonology (sounds)</p> 	<p>Do as many as possible of:</p> <ul style="list-style-type: none"> • Initial speech sound • Syllables • Rhyme • Say it to a partner 	
<p>Do</p>	<p>Play people or puppets</p> 	<p>The teacher uses play people or puppets to tell a story that involves the selected emotion. Make sure the target word is used many times. Ensure the story gives clear examples of the word</p>
<p>Act out the word</p> 	<p>The children act out the story that the teacher enacted with the play people or puppets</p>	
<p>Picture</p> 	<p>The teacher draws a picture that shows the emotion. It could be a comic strip of the story or a facial expression</p>	

Define	Definition 	Teacher gives a definition using simple language	
	Synonyms 	Teacher provides other simpler words that have a similar meaning	
Link	Link – teacher led 	The teacher talks about a real situation when they have experienced the emotion	
	Link – child led 	The children are then encouraged to talk about a time they experienced the emotion, thus linking the emotion to their real-life experiences	
Exclude	Non-examples 	The teacher identifies familiar situations that the word does not apply to	
Action 		The teacher encourages the class to act out the word	
Song or rap 		One of the songs or raps to reinforce the word is selected	
Working Word Wall and Word Pot 		A child puts the word on the Working Word Wall and adds it to the Word Pot	Select a child to add it to the Working Word Wall and another to write it for the Word Pot