





Starting Off



What is this game for?

Phonological Awareness means tuning into the building blocks of words. There is much research to indicate that phonological awareness is an important component of early reading success and is the best predictor of his later reading development.

Children with Speech pronunciation difficulties often have difficulties with phonological awareness too.

This particular activity is to help children to listen for sounds at the ends of words, and to recognize that if the end of the word is not pronounced correctly, the meaning can totally change! Words that differ only by one sound are called "minimal pairs".

What to do

Cut out the pictures along the heavy lines, so you have pairs of pictures.

1. Listening for differences:
Place two pictures in front of the child. Say one of the words – can he listen carefully and point to the one you say?
You may need to exaggerate the sounds at the beginnings of the words until he can "tune in"
2. Making differences:
Tell the child it is now your turn. Put a pair of pictures in front of you. Ask the child to say the word for YOU to point to the right picture. Can he do it?

Extension activities

We have included there the minimal pairs for the most common speech errors. You can also use the pictures in the rhyming games for more variation.

Now try some minimal pairs where the LAST sound is different. These are in "Happy Endings" also designed by speakclearly.co.uk