





Snack Time



What is this game for?

This game is a fun way to practice the vocabulary used at snack time.

It also offers an opportunity to learn the skills of turn taking, picture matching, and two way interaction.

It can be played by one child and one adult, or up to three children supervised by an adult.

What to do

Cut out the pictures on the left along the bold lines to make two lotto cards, and then cut the pictures on the right separately.

Each player has a large card, and the small ones are placed in a pile, face downwards, in the middle.

Players take it in turns to take a card and say what it is. The person with that picture on their card can claim it and put it on top of the matching picture.

First player to collect all 6 pictures on their card is the winner

Other Ideas

Using the food items at snack time, lay them out on a table.

Give the child a large card, or a couple of small ones, as a "shopping list".

Can he go and fetch what you need?

Use this checklist to record the vocabulary he knows:

	Date	Date	Date
Apple			
Biscuit			
Juice			
Milk			
Banana			
Raisins			
Cheese			
Grapes			
Pear			
Orange			
Toast			
Carrots			