

# MAKATON<sup>®</sup>

## Core Vocabulary

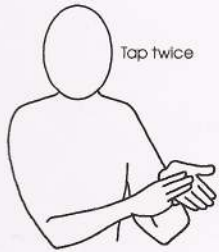


Signs

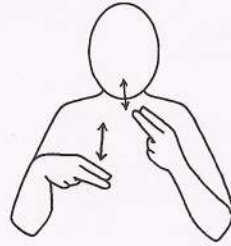
# Signs

# Stage 1


**Mummy /  
Mother /  
Mum**



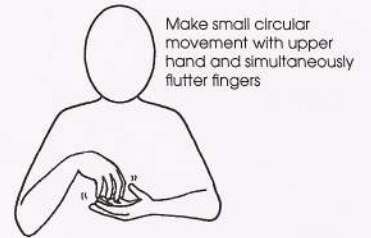
**Dinner (1)**



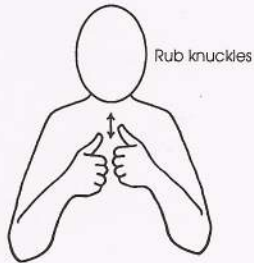
**Daddy /  
Father /  
Dad**



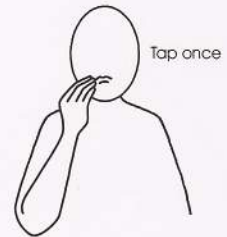
**Dinner (2)**



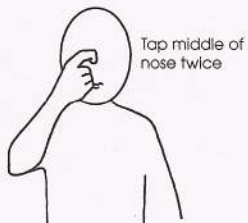
**Brother**



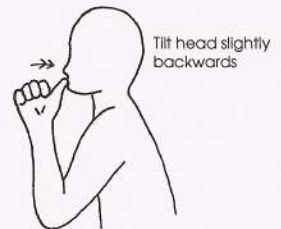
**Food**



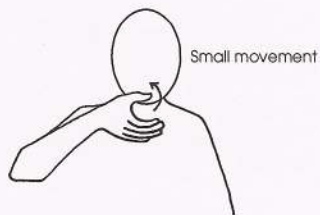
**Sister**



**Water (2)  
(drink of)**



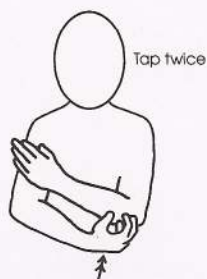
**Drink, A (1)**




**Toilet**



**Biscuit**




**Bed**





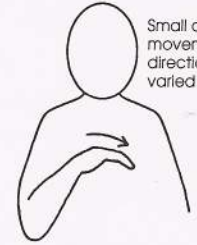
# Stage 1

**Chair**



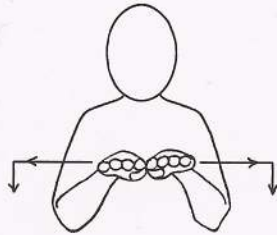
**Home**

(see note on 'House')




Small arced movement - direction can be varied to suit context

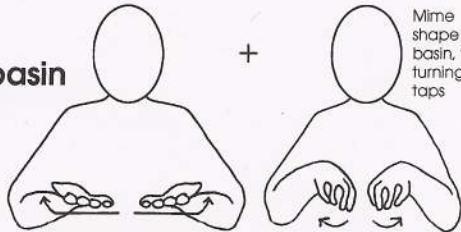
**Table**



**Car**

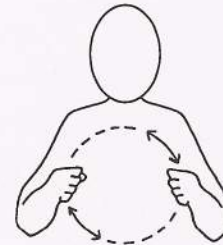


**Washbasin**

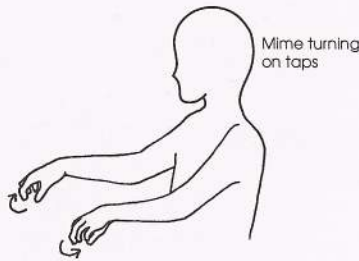


Mime shape of basin, then turning on taps

**Bus**



**Bath, A**



Mime turning on taps

**I**

(subjective pronoun - this sign can also be used as a generic sign for both 'I' and 'Me')



**Shower**



Only one movement

**Me**

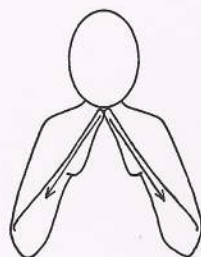
(objective pronoun - see note on 'I')



'M' hand touches chest

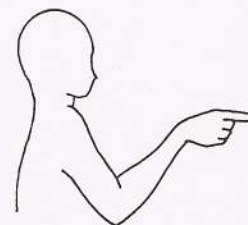
**House**

(this sign can be used for both 'House' and 'Home', if a more iconic version is required for 'Home')



**\*You (I)**


(subjective pronoun - see DVD for examples of use)



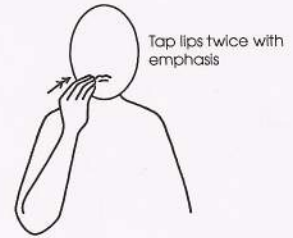
# Stage 1

## Where?

(see DVD for examples of use)




## To Eat (1)

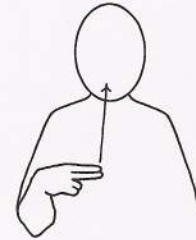


## What?

(see DVD for examples of use)



## To Eat (2)



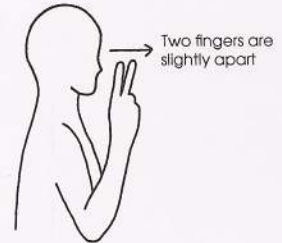
## Here

(see DVD for examples of use)




## To Look

(see DVD for examples of use)



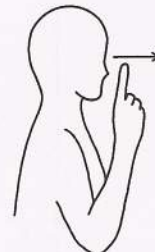
## There

(see DVD for examples of use)



## To See

(may be used for both 'To Look' and 'To See', if simpler version is required - see DVD for examples of use)



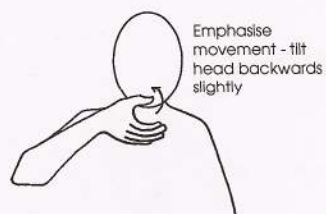
## To Sleep



## To Stand / To Stand Up

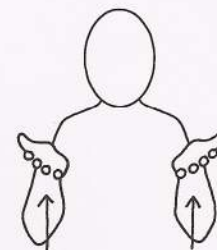


## To Drink



## To Get Up / To Stand Up


(from sitting / lying down)



\* For more pronouns and possessive adjectives relating to 'You' see page 45.

# Stage 1

**To Sit**



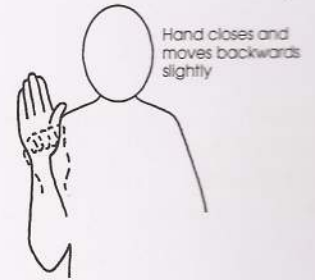
**To Come (1)**  
(most frequently used - see DVD for examples of use)



**To Wash (1)**  
(see DVD for examples of use)



**To Come (2)**  
(alternative version)



**To Wash (2)**  
(see DVD for examples of use)



**To Give (1)**  
(see DVD for examples of use)



**To Bath**



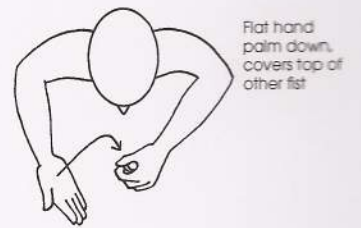
**To Give (2)**  
(see DVD for examples of use)




**To Shower**




**More**



**To Go**  
(see DVD for examples of use)

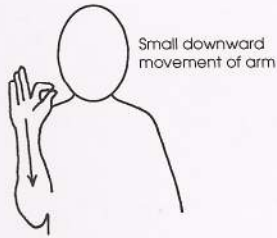


**Good (1)**



# Stage 1

**Good (2)**  
(alternative version)



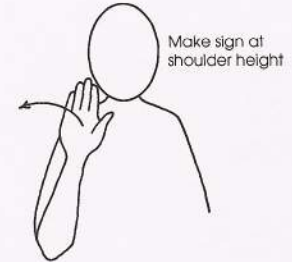
**Thank You**



**OK**  
(can also be fingerspelt)



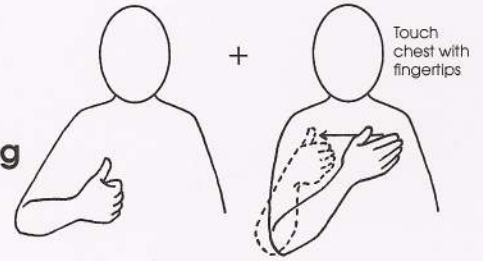
**Hello / Hi**



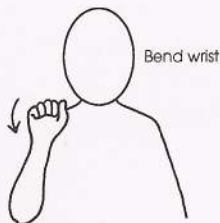
**Bad / Naughty**




**Good Morning**



**Yes**



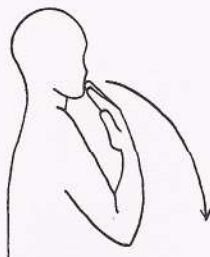
**Goodbye**



**No**  
(see DVD for examples of use)



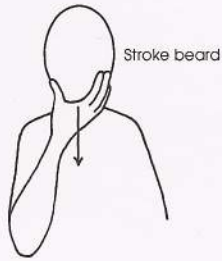
**Please**





# Stage 2

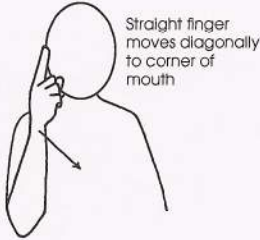
**Man**



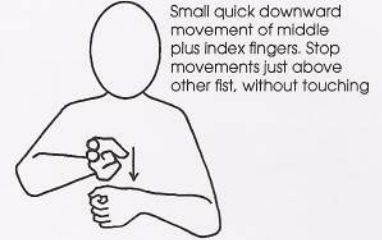
**Butter**



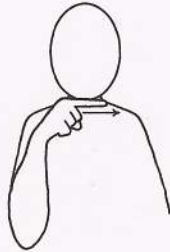
**Lady / Woman**



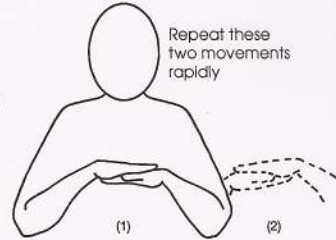
**Egg**



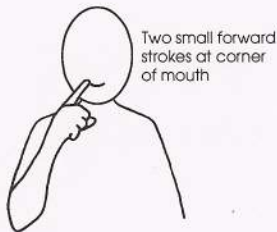
**Boy**



**Chapatti / Roti**



**Girl**



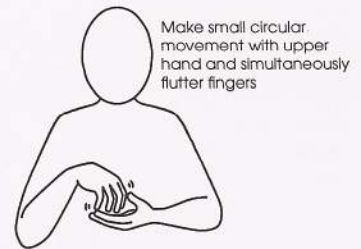
**Dal / Dhal**



**Baby**



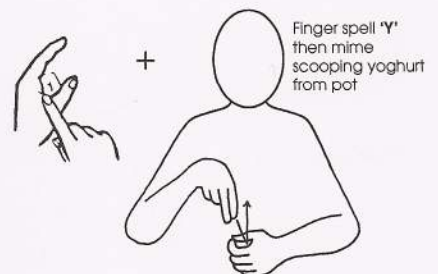
**Rice**



**Bread**



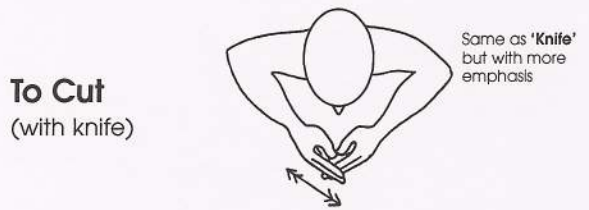

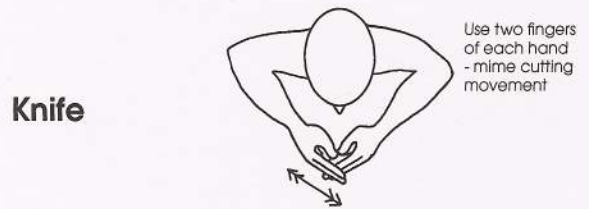



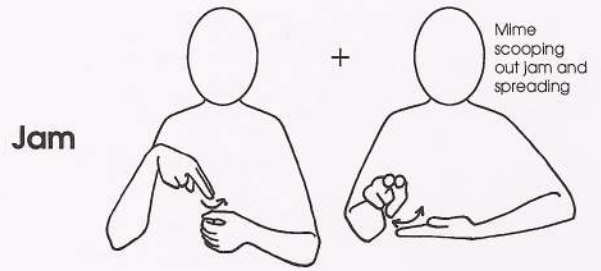
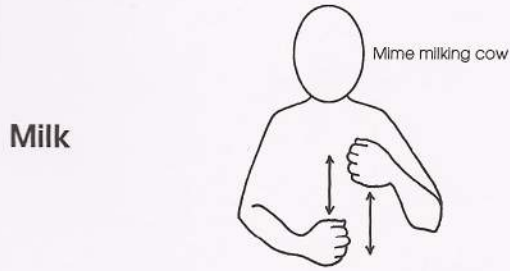
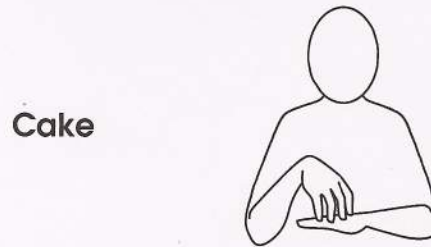
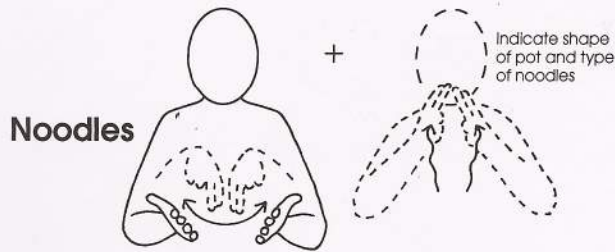


**Yoghurt**






# Stage 2

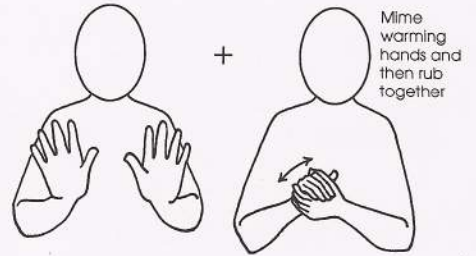


# Stage 2

**Spoon**



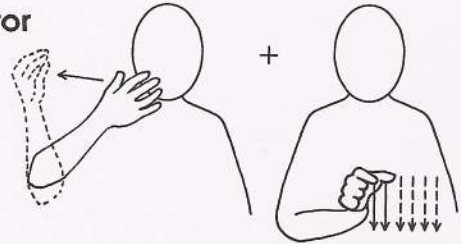
**Fire (1)**



**Plate**



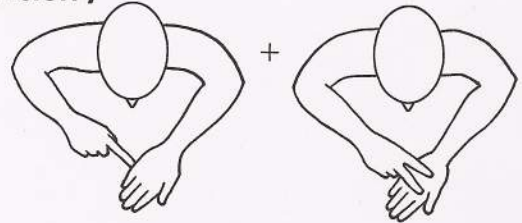
**Radiator**



**Cup**



**Television / TV**



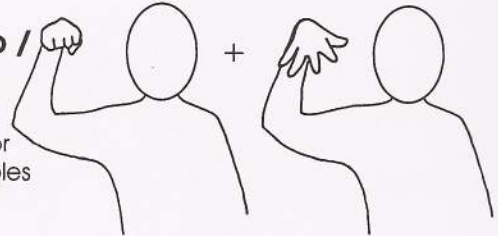
**Door**

(for version of small door – see DVD for examples)



**Lamp / Light**

(see DVD for examples of use)




**Window (1)**

(see DVD for examples of use)



**Telephone**




**Window (2)**

(see DVD for examples of use)

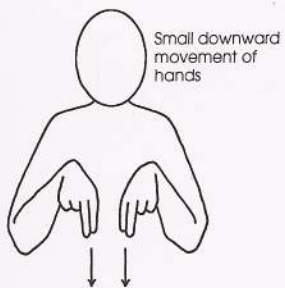


**To Telephone**



# Stage 2

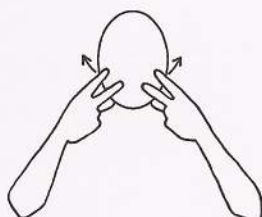
**Dog**



**Teddy**  
(or any cuddly toy)



**Cat**



**Doll**



**Bird**



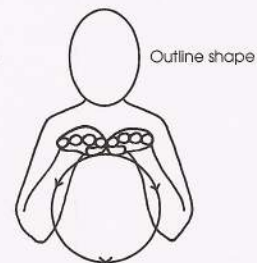
**Bricks**  
(toy bricks)



**Tree**



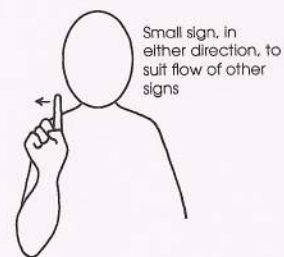
**Ball**



**Flower**



**And**



**Book**



**Hot (1)**  
(feeling hot – see DVD for examples of use)




# Stage 2

## Hot (2)

(hot food - see DVD for examples of use)



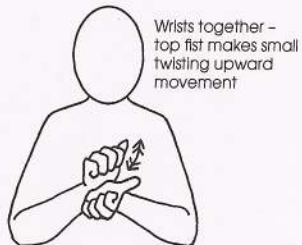
## Cold



## Clean



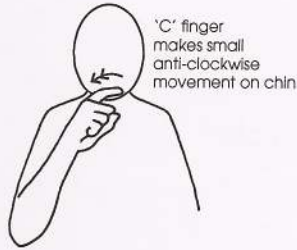
## Dirty





# Stage 3

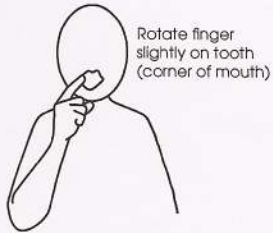
**Chocolate**



**Banana**



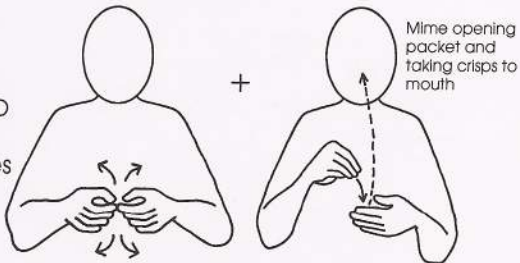
**Sweet**



**Fish (1)**




**Crisps**  
(see DVD for examples of use)




**Rabbit**



**Cigarette**



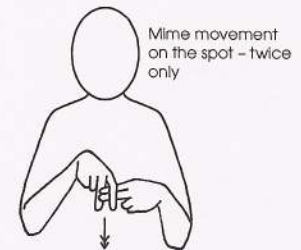
**Chicken (1)**



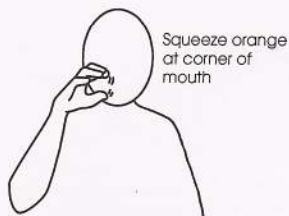
**Apple**




**Horse**



**Orange (1)**

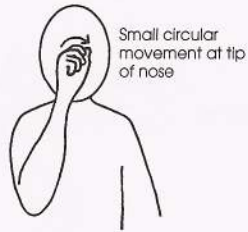


**Cow**



# Stage 3

**Pig**



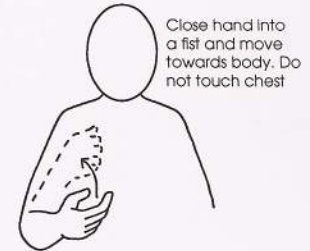
**Bicycle**



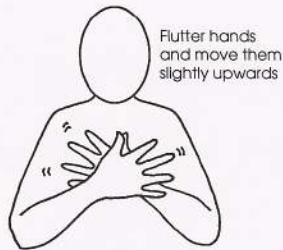
**Sheep**



**To Have**



**Butterfly**



**To Walk**  
(see DVD for examples of use)



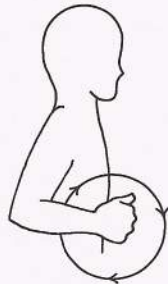
**Boat**



**To Run**



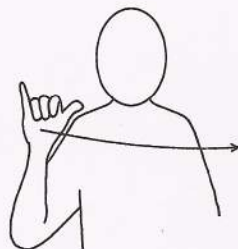
**Train**



**To Kick**



**Aeroplane**



**To Dig**  
(see DVD for examples of use)



# Stage 3

**To Ride**  
(horse)



**To Jump On**



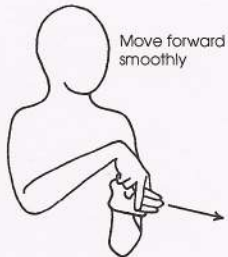
**To Ride**  
(bicycle)



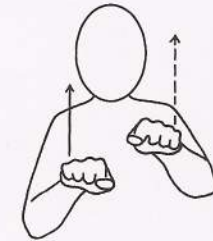
**To Jump Over**



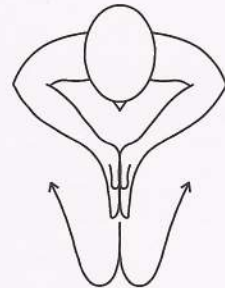
**To Ride**  
(general)



**To Climb (1)**



**To Swim**  
(see DVD for examples of use)



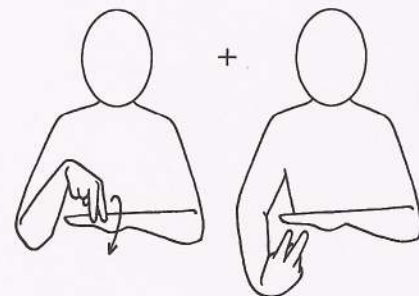
**To Climb (2)**



**To Jump**



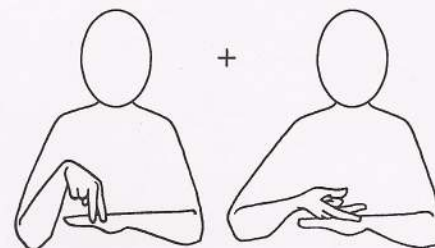
**To Fall Off**



**To Jump Off**

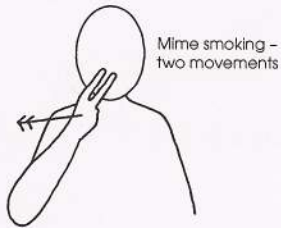


**To Fall Over**



# Stage 3

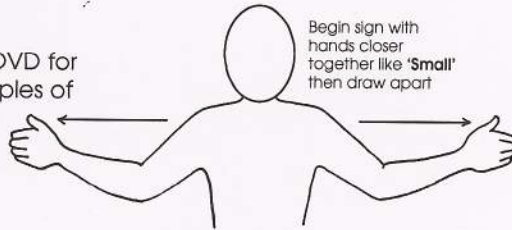
**To Smoke**



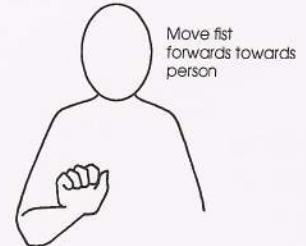
**My**  
(possessive pronoun)



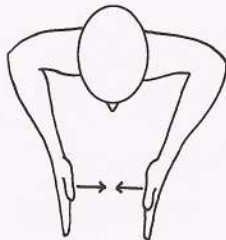
**Big**  
(see DVD for examples of use)



**\*Your (1)**  
(possessive adjective)



**Small**  
(see DVD for examples of use)



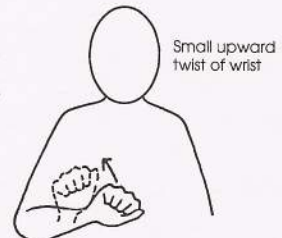
**Mine**  
(possessive pronoun)




**Little / Tiny**



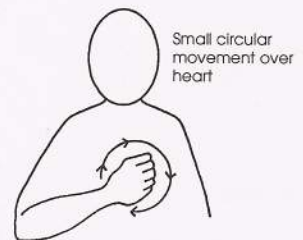
**\*Yours (1)**  
(possessive pronoun)



**Up**



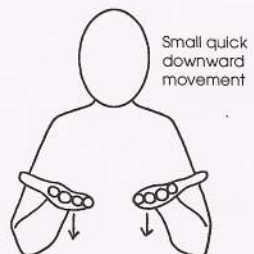
**Sorry**



**Down**



**Now**

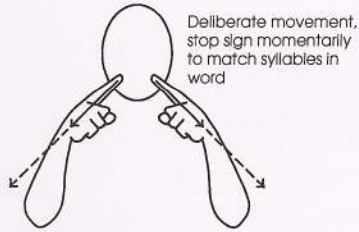


\* For more pronouns and possessive adjectives relating to 'Your' / 'Yours' see page 45.

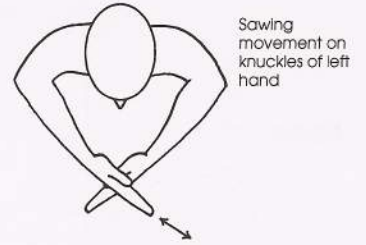


# Stage 4

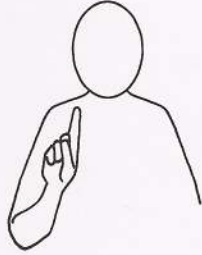
**Teacher**



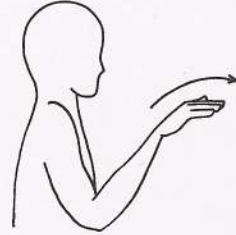
**Work**  
(workplace)




**Boss**



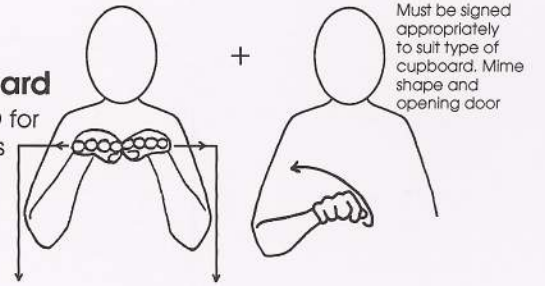
**Outside**



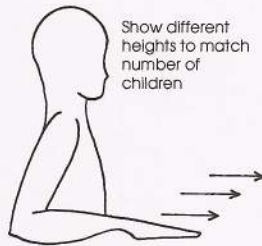
**Friend**




**Cupboard**  
(see DVD for examples of use)



**Children**



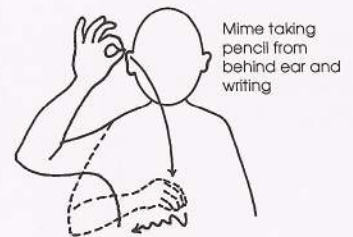
**Pen**




**Name**



**Pencil**



**School**



**Paper**



# Stage 4

**Scissors**

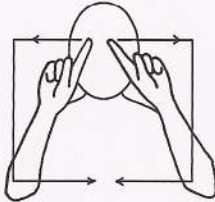


**Key**

(see DVD for examples of use)

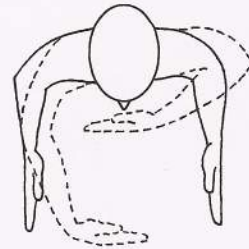


**Picture**

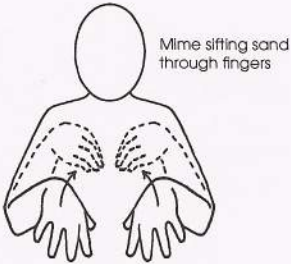


**Box (1)**

(see DVD for examples of use)



**Sand**



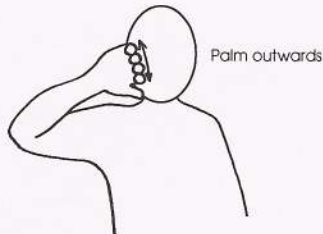
Mime sifting sand through fingers

**Box (2)**

(with lid - see DVD for examples of use)



**Water (1)**



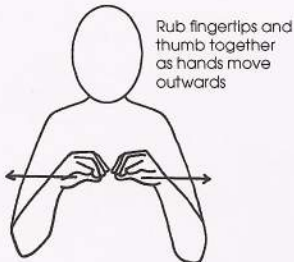
Palm outwards

**To Put**

(see DVD for examples of use)



**String / Thread**



Rub fingertips and thumb together as hands move outwards

**To Make**

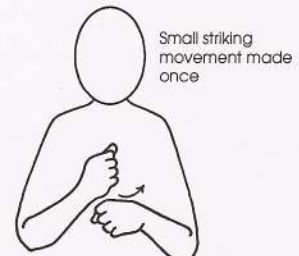


Small striking movement made twice

**Paint**



**To Do**




Small striking movement made once

# Stage 4

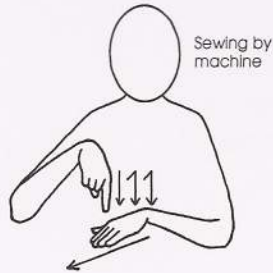
To Sew (1)



To Play



To Sew (2)



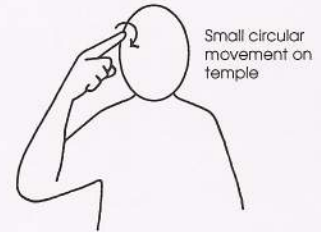
To Know



To Cook (1)



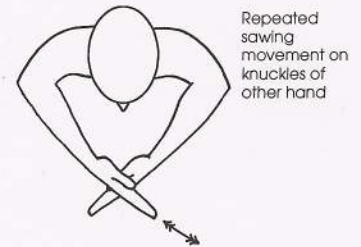
To Think



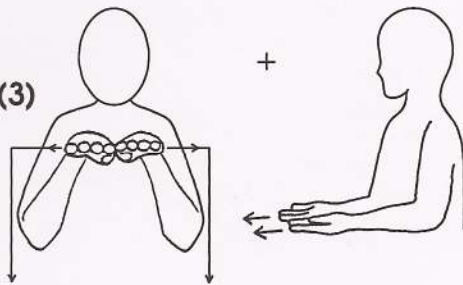
To Cook (2)



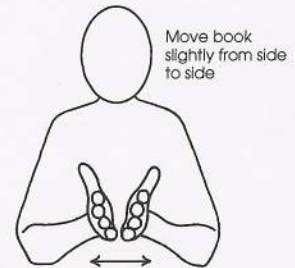
To Work



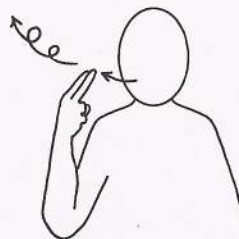
To Cook (3)



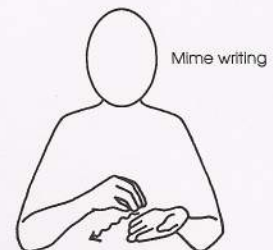
To Read



To Sing

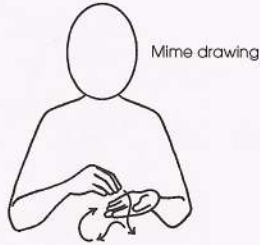


To Write



# Stage 4

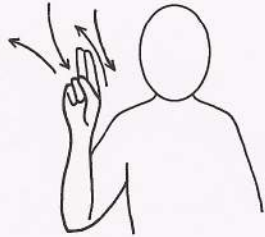
**To Draw**



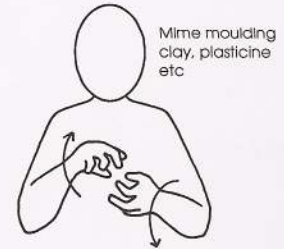
**To Build (2) /  
To Construct**




**To Paint**  
(see DVD for  
examples of  
use)



**To Create /  
To Model**



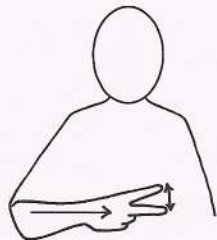
**To Colour**  
(see DVD for  
examples of  
use)



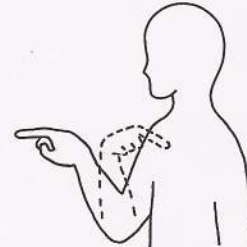
**To Break**



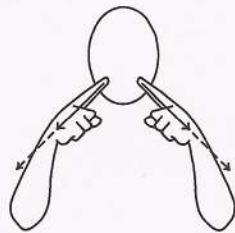
**To Cut**  
(with scissors)



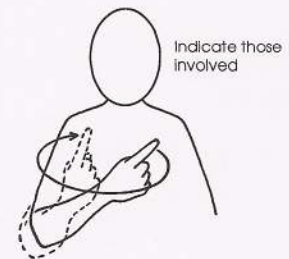
**We (1)**  
(subjective  
pronoun - two  
people)



**To Teach**



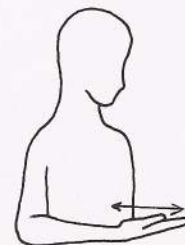
**We (2)**  
(subjective  
pronoun -  
more than two  
people)



**To Build (1)**



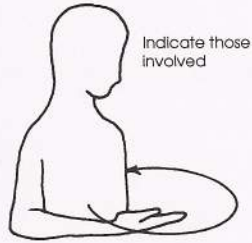
**Us (1)**  
(objective  
pronoun - two  
people)



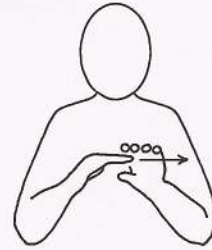


# Stage 4


**Us (2)**  
(objective pronoun - more than two people)



**In (2)**  
(see DVD for examples of use)



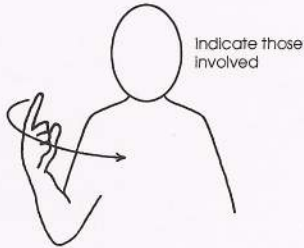
**They (1)**  
(subjective pronoun - two people)



**On**  
(see DVD for examples of use)




**They (2)**  
(subjective pronoun - more than two people)



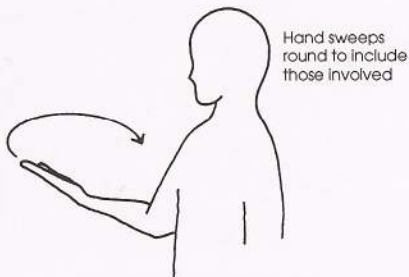
**Under**



**Them (1)**  
(objective pronoun - two people)



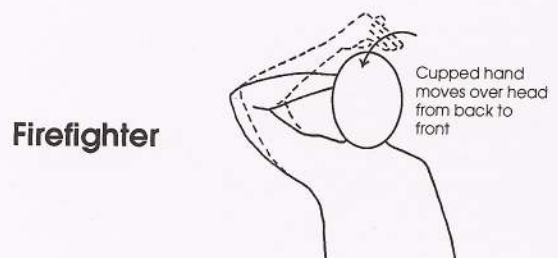

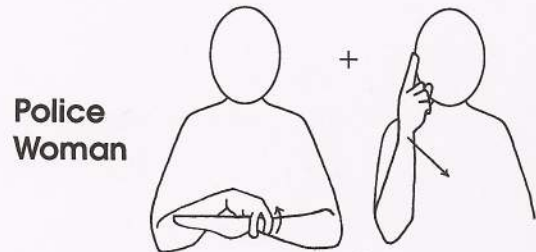
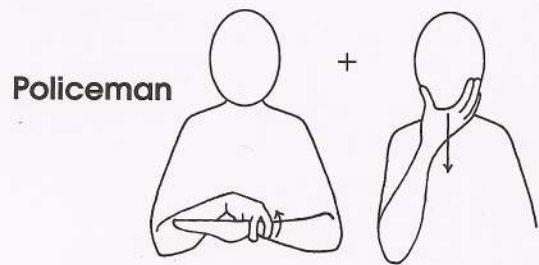
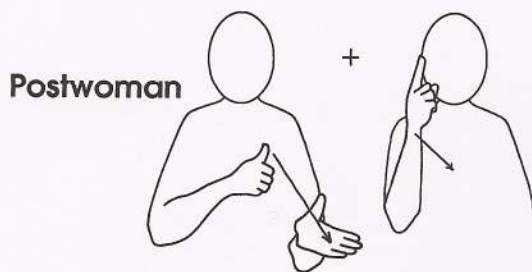
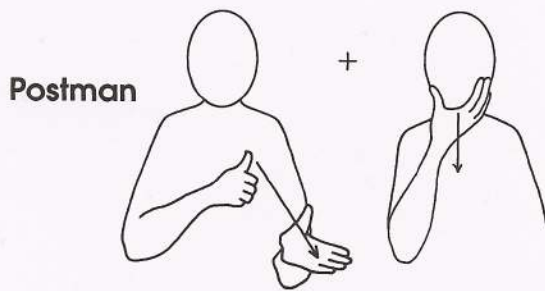
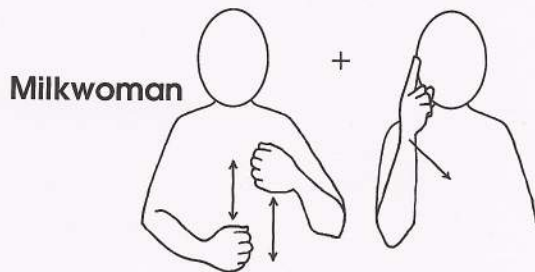
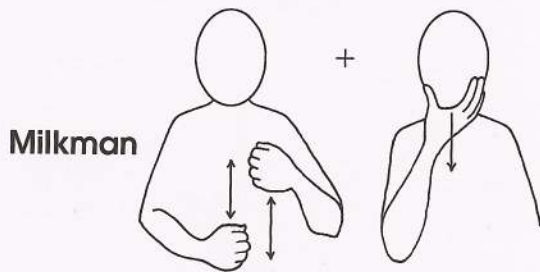
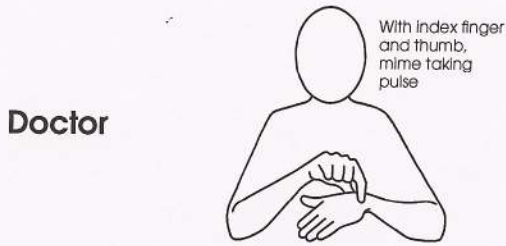
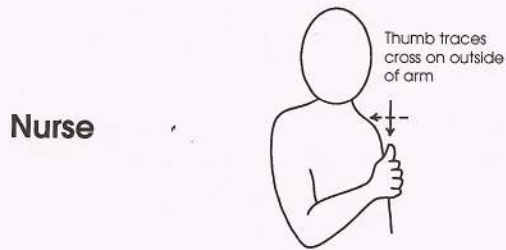
**Them (2)**  
(objective pronoun - more than two people)



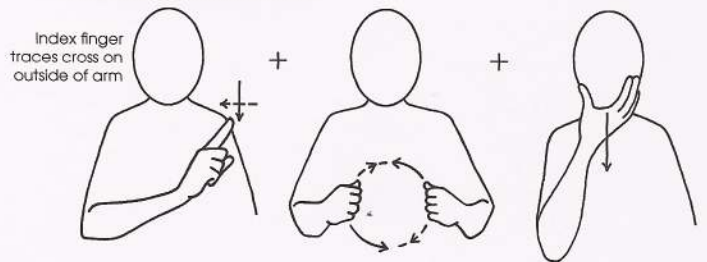
**In (1)**  
(see DVD for examples of use)



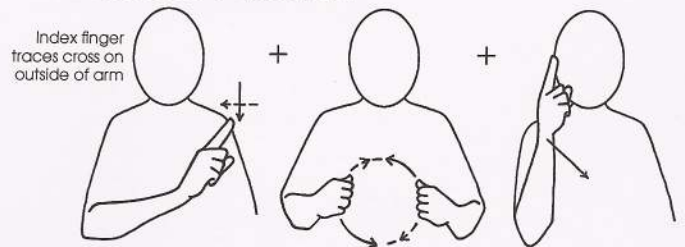
# Stage 5



## Ambulance Man

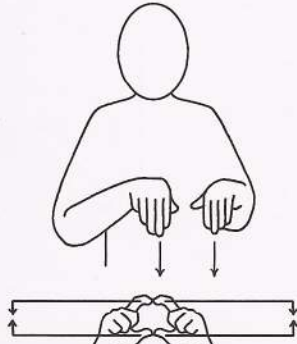


## Ambulance Woman

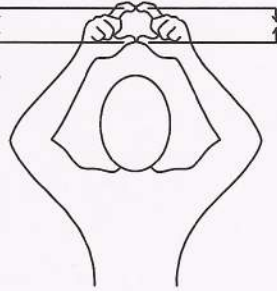


# Stage 5

**Shop**



**Supermarket**

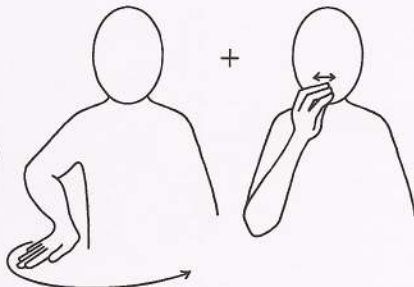


**Road**

(see DVD for examples of use)



**Garden**

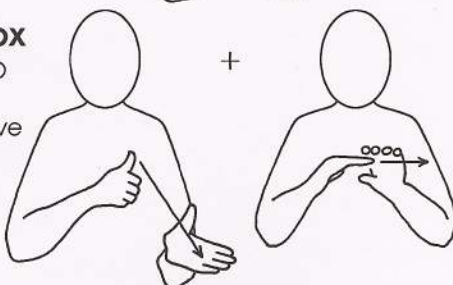


**Fire (2) / Blaze**

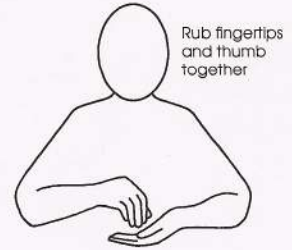


**Post Box**

(see DVD for alternative way of signing)

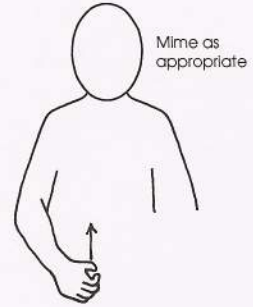


**Money**



**Bag**

(see DVD for examples of use)



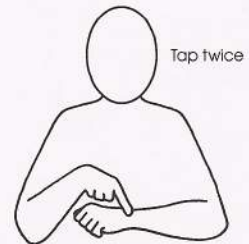
**Letter**



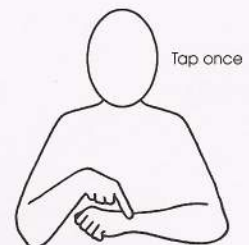
**Stamp**



**Time (1)**



**Watch, A**



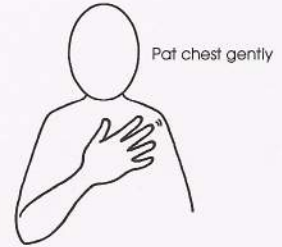


# Stage 5

**To Carry**  
(see DVD for examples of use)



**To Like**



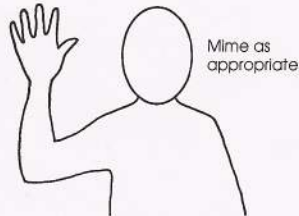
**To Throw**  
(see DVD for examples of use)



**To Want**



**To Catch**  
(see DVD for examples of use)



**To Love**



**To Stop**



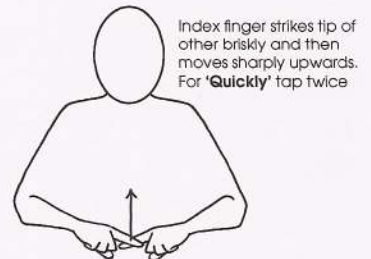
**To Quarrel**



**To Help (1)**  
(see DVD for examples of use)



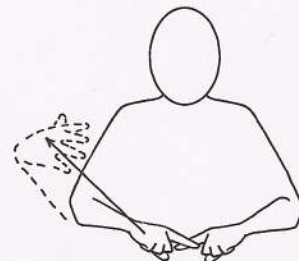
**Quick**



**To Help (2)**  
(see DVD for examples of use)



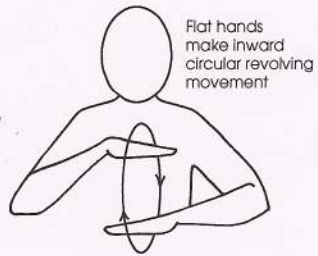
**Fast**



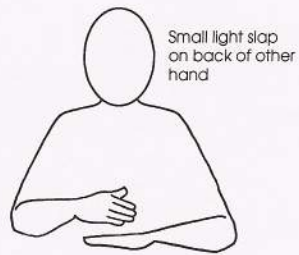


# Stage 5

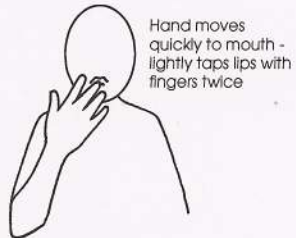
**Patient /  
Calm**  
(to be)



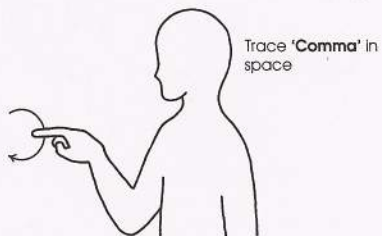
**Trouble /  
The Matter**  
(see DVD for  
examples of  
use)



**Mistake**

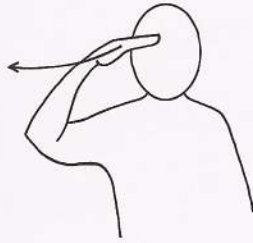


**But**



# Stage 6

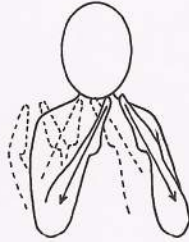
Country /  
Countryside



To Begin /  
To Start




Town



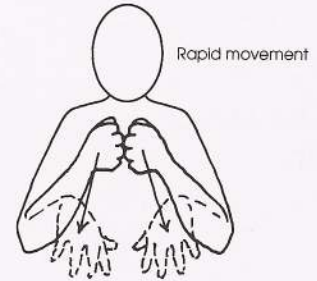
To Finish (1) /  
To End



Sea



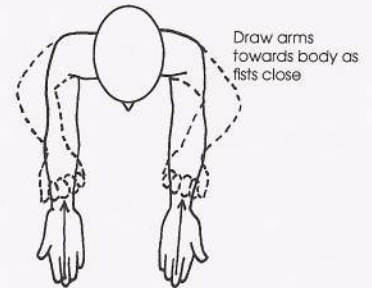
To Finish (2) /  
To End



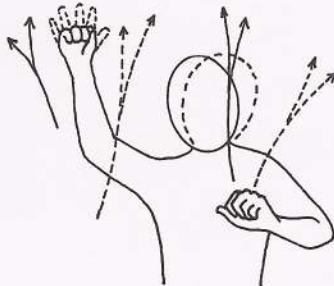
Cinema



To Bring



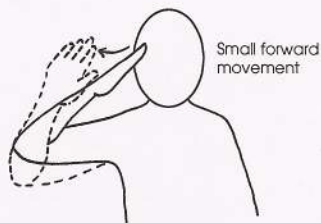
Disco /  
Nightclub



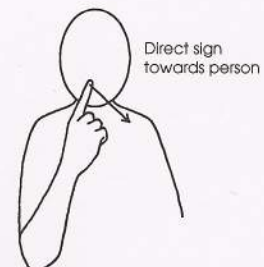
To Ask  
(see DVD for examples of use)



Holiday




To Speak /  
To Talk  
(see DVD for examples of use)

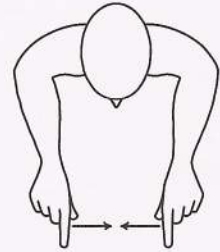


# Stage 6

**To Listen**




**Same**

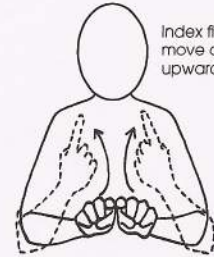


Bring index fingers together horizontally

**To Hear**

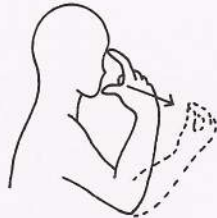


**Different**



Index fingers move apart with upward twist

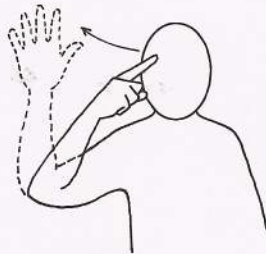
**To Be Able / Can**



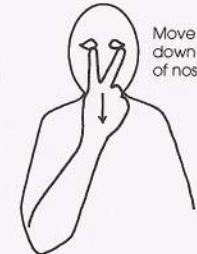
**New**



**To Forget**



**Old**



Move fingers down either side of nose

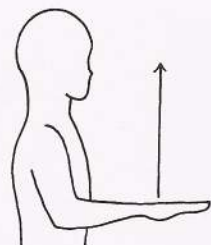
**To Grow (1)**  
(see DVD for examples of use)



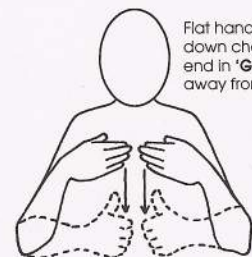
**Beautiful**



**To Grow (2)**  
(see DVD for examples of use)



**Smart**



Flat hands move down chest and end in 'Good' away from body

# Stage 6

**Nice**

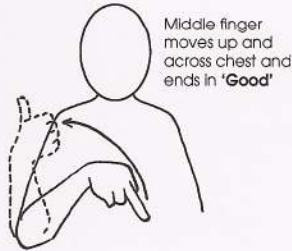


**Their (1)**

(possessive adjective - two people - see DVD for examples of use)



**Kind**



**Their (2)**

(possessive adjective - more than two people - see DVD for examples of use)



**Our (1)**

(possessive adjective - two people - see DVD for examples of use)



**Theirs (1)**

(possessive pronoun - two people - see DVD for examples of use)



**Our (2)**

(possessive adjective - more than two people - see DVD for examples of use)



**Theirs (2)**

(possessive pronoun - more than two people - see DVD for examples of use)

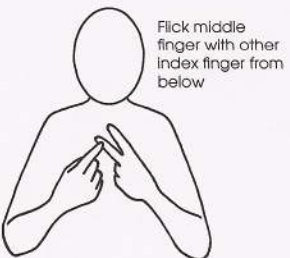


**Ours (1)**

(possessive pronoun - two people - see DVD for examples of use)

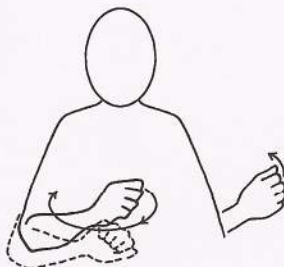


**Another**



**Ours (2)**

(possessive pronoun - more than two people - see DVD for examples of use)



**With**

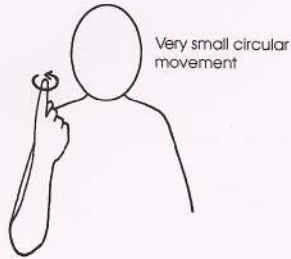
(see DVD for examples of use)



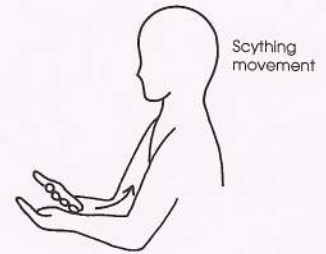


# Stage 6

Who?



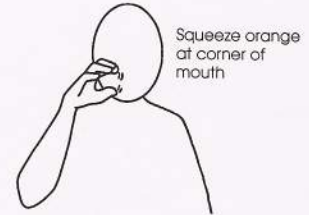
Green




Which?



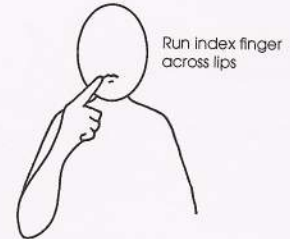
Orange (2)



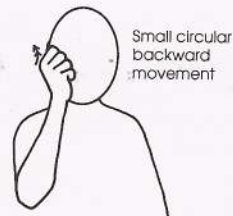
Colour



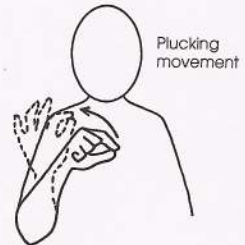
Red



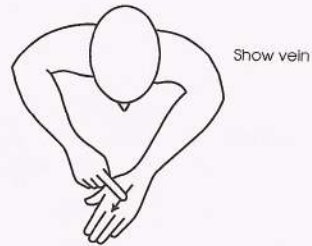
Black



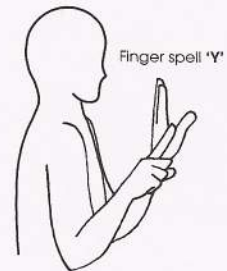
White



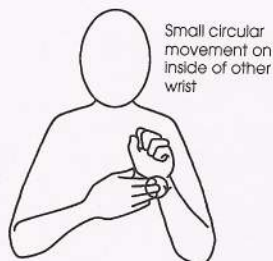
Blue



Yellow



Brown



# Stage 7

Number 1



Number 7



Number 2



Number 8



Number 3



Number 9



Number 4



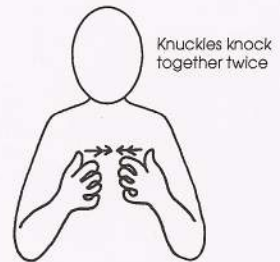
Number 10



Number 5



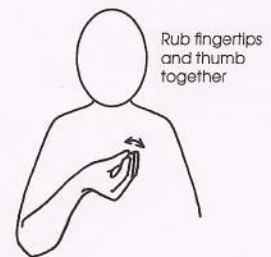
How?



Number 6




How Much?



# Stage 7

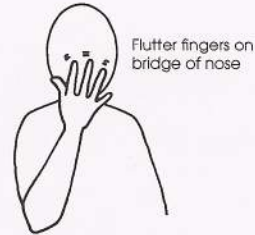
**How Many?**



**Time (2) / Hour**  
(see DVD for examples of use)



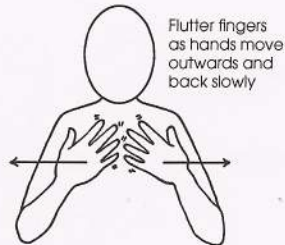
**How Old?**



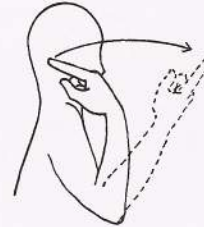
**Today**  
(see DVD for examples of use)



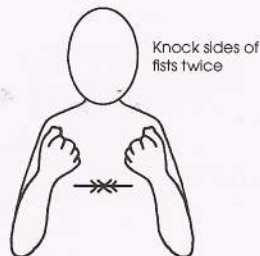
**Many**



**Tomorrow**  
(see DVD for examples of use)



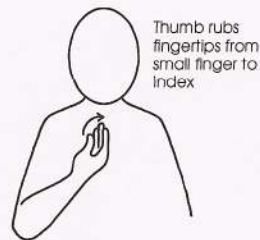
**A Lot**



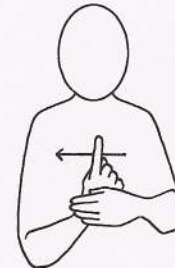
**Yesterday**  
(see DVD for examples of use)



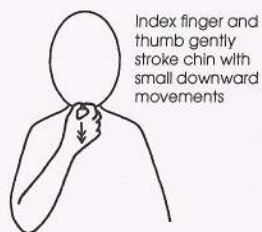
**Some**



**Next Week**  
(see DVD for examples of use)



**Few**




**Last Week**  
(see DVD for examples of use)

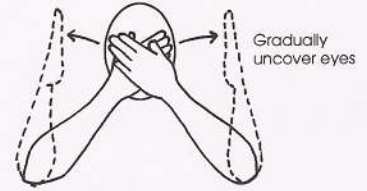


# Stage 7

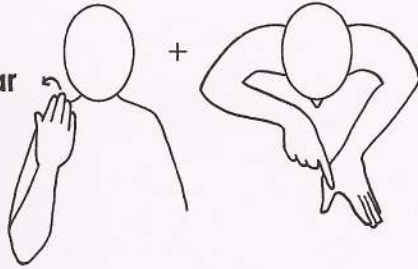
**Next Year**  
(see DVD for examples of use)



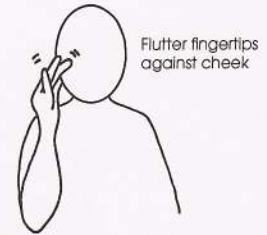
**Day**



**Last Year**  
(see DVD for examples of use)



**When?**



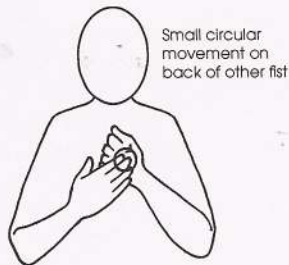
**Long Time Ago**  
(see DVD for examples of use)



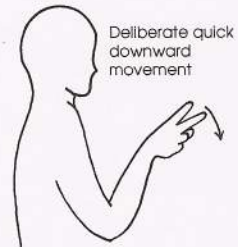
**Always**




**Saturday**



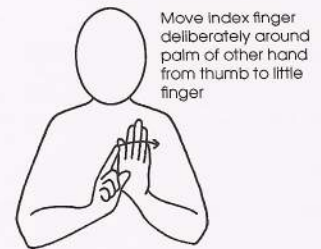
**Again**



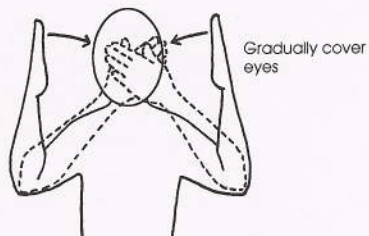
**Sunday**  
(alternative version - finger spell 'S' plus sign 'Day')



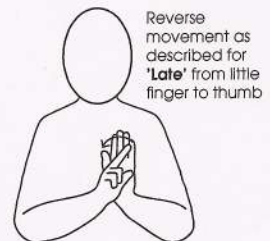
**Late**



**Night**



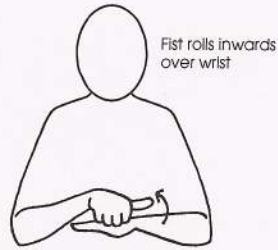
**Early**



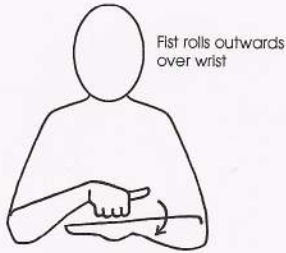


# Stage 7

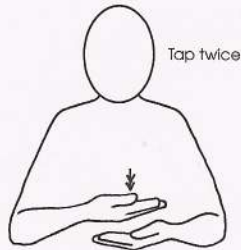
**Before**



**After**



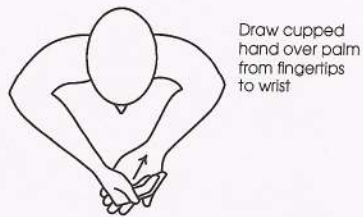
**Wages**



**To Buy**



**To Save**



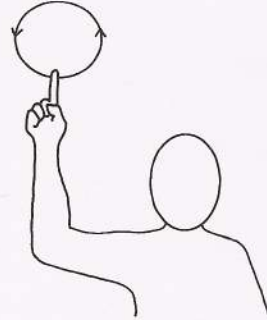
**Careful**



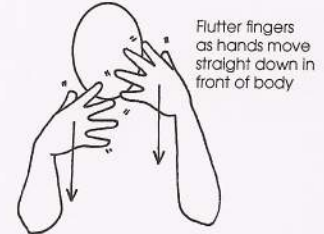
**Expensive**



**Sun**



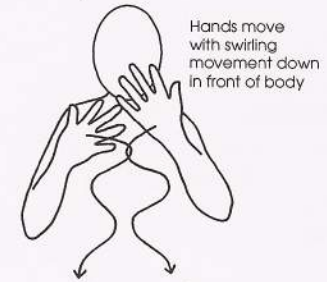
**Rain**



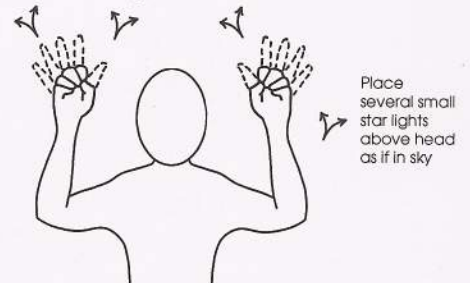
**Wind**



**Snow**

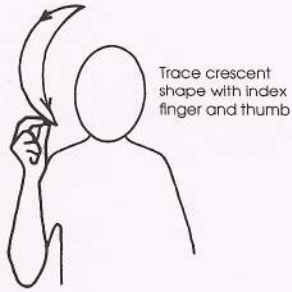


**Stars**

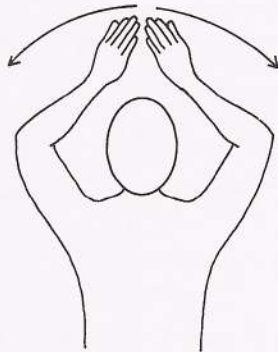


# Stage 7

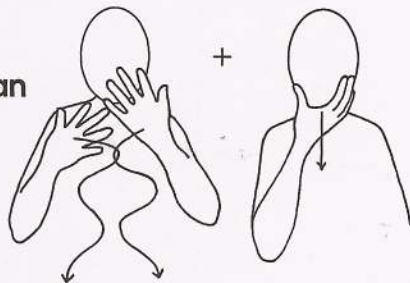
Moon



Sky

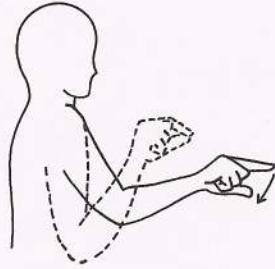


Snowman



# Stage 8

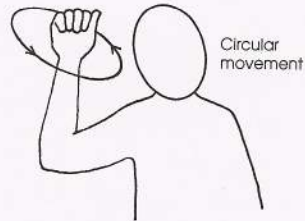
To Choose



Birthday

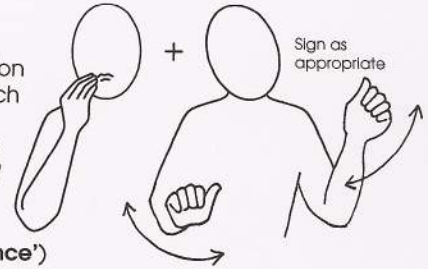


To Win



Party

(use combination of signs to match the occasion e.g. 'Food' plus 'Dance', 'Cake' (mime blowing out candles) 'Drink' plus 'Dance')

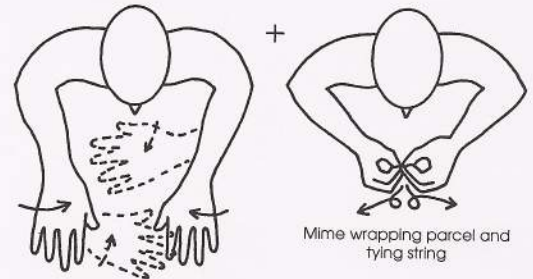


To Dance

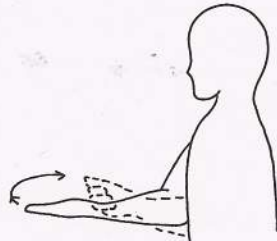
(see DVD for examples of use)




Parcel / Present



To Find



Balloon

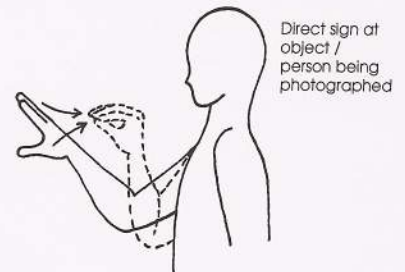


To Understand

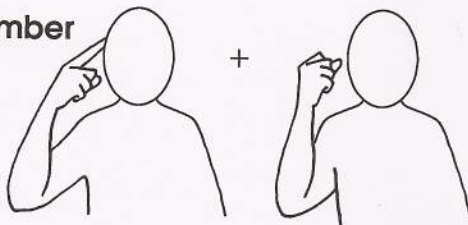


Photograph


(see DVD for examples of use)



To Remember

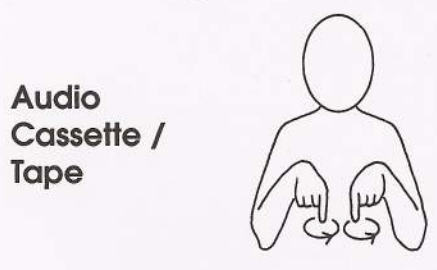
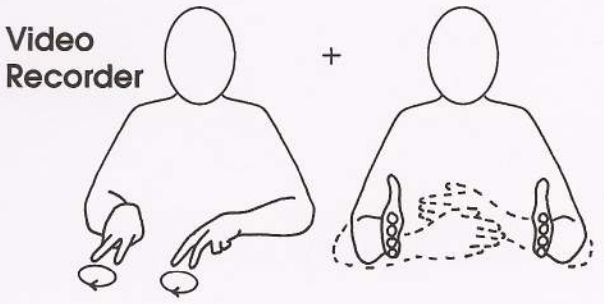
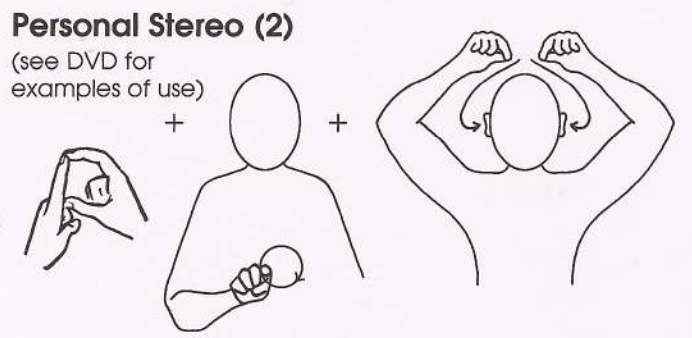

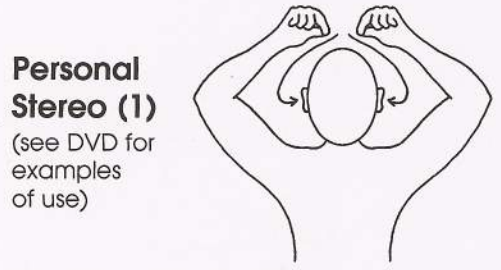
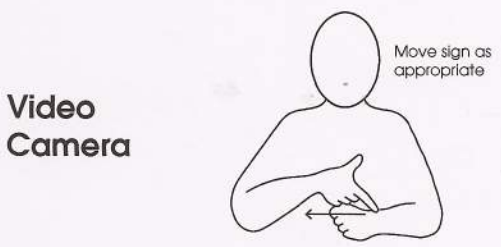
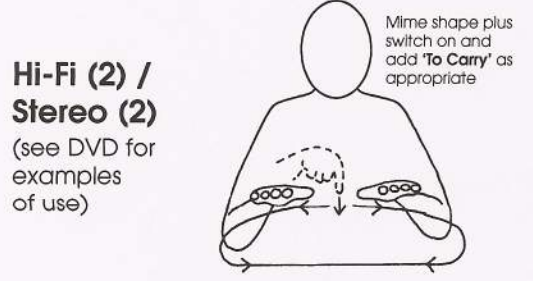
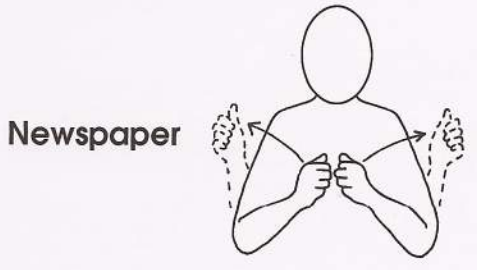
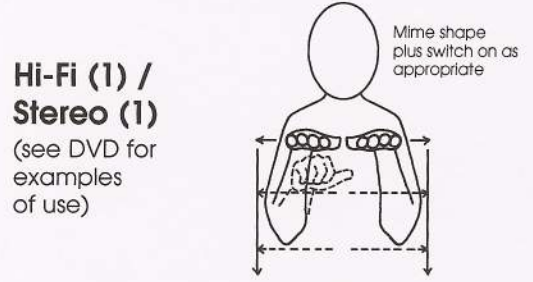
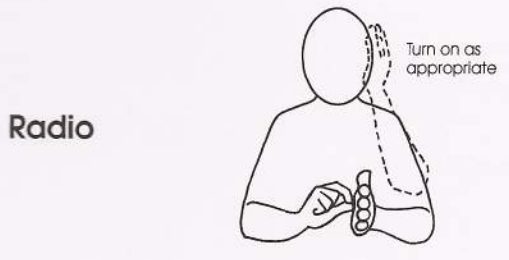
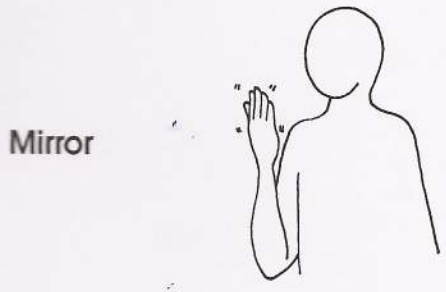


Camera





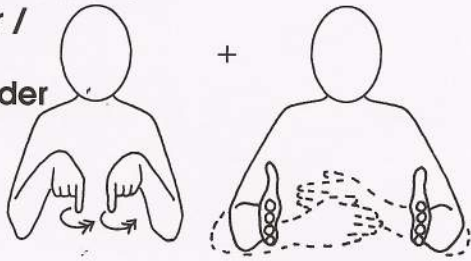
# Stage 8






# Stage 8

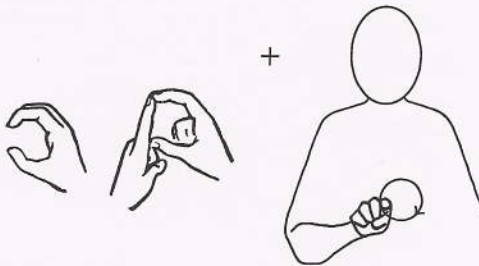
Audio Cassette  
Player /  
Tape  
Recorder




Over



CD



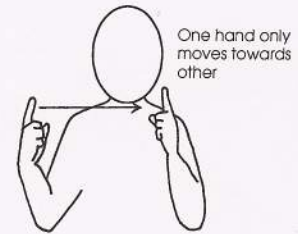
Through



Computer



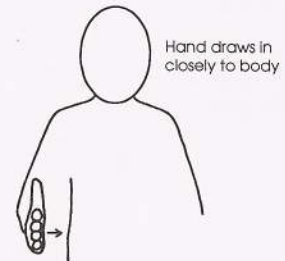
Near (1) /  
Close (1)



First



Near (2) /  
Close (2)



Last



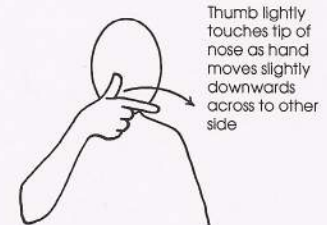
Between



Next

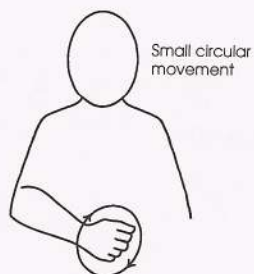


Lucky

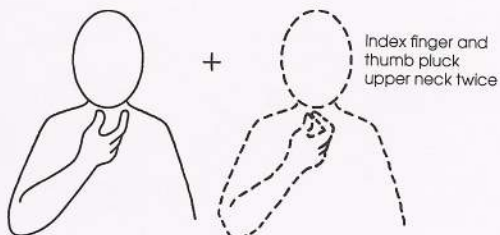


# Stage 8

**Hungry**



**Thirsty**



**Worried**




**Really / True**



**Why?**

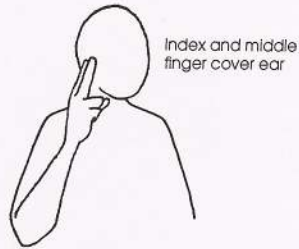


**Because**

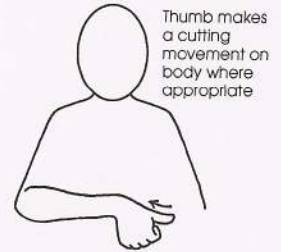


# Additional

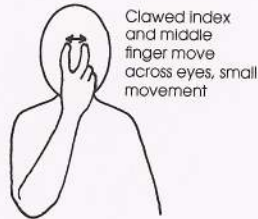
**Deaf /  
Hearing  
Impaired**



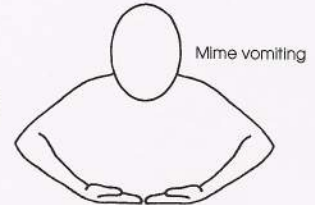
**Operation**



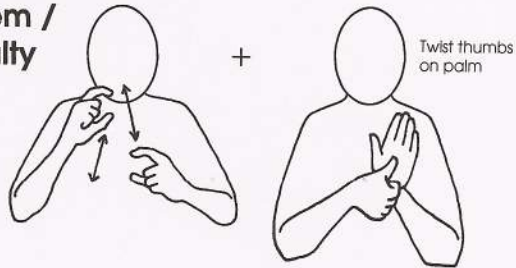
**Blind /  
Visually  
Impaired**



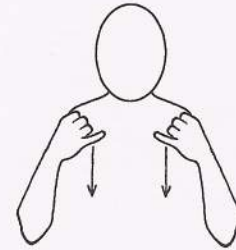
**Sick / Vomit**



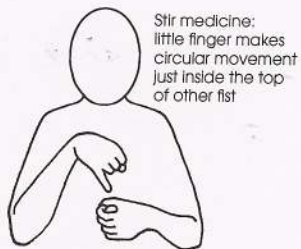
**Communication  
Problem /  
Difficulty**



III



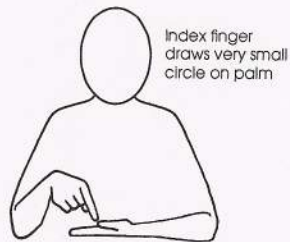
**Medicine**



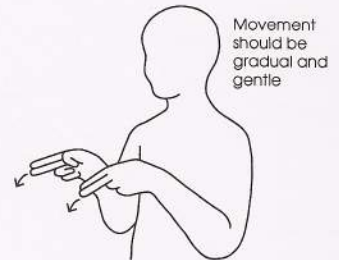
**Pain**  
(see DVD for  
examples  
of use)



**Tablet**



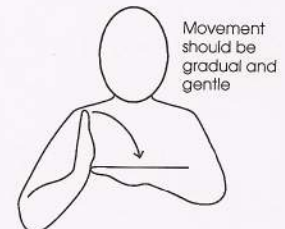
**Dead (1)**  
(see DVD for  
examples  
of use)



**Injection**



**Dead (2)**  
(alternative  
version)

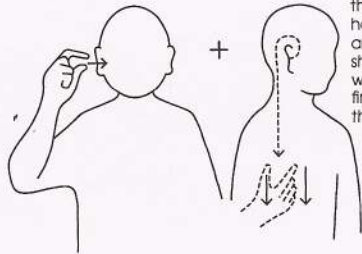




# Additional

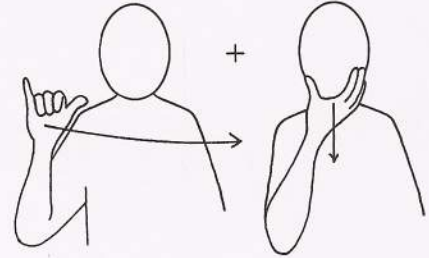
## Hearing Aid (1)

(see DVD for examples of use)



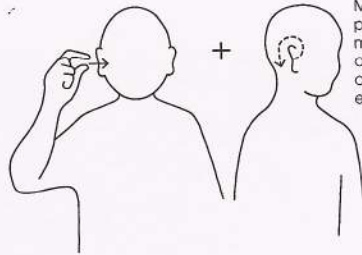
Mime putting mould in ear, then move hand to body and indicate shape of aid with index finger and thumb

## Airman



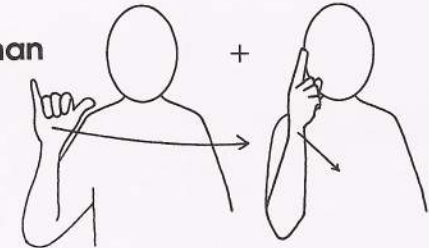
## Hearing Aid (2)

(see DVD for examples of use)

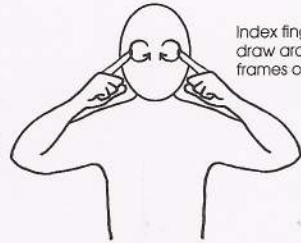


Mime putting mould in ear and placing aid behind ear

## Airwoman

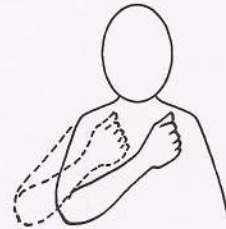


## Glasses / Spectacles



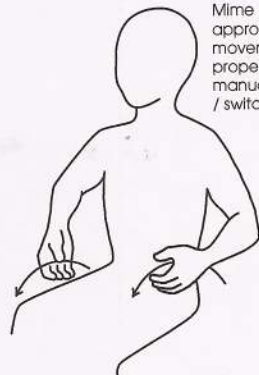
Index fingers draw around frames of glasses

## Soldier



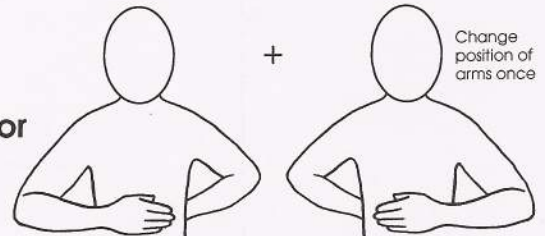
## Wheelchair

(see DVD for examples of use)



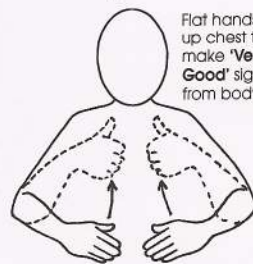
Mime appropriate movement to propel chair e.g. manual / joystick / switch

## Sailor



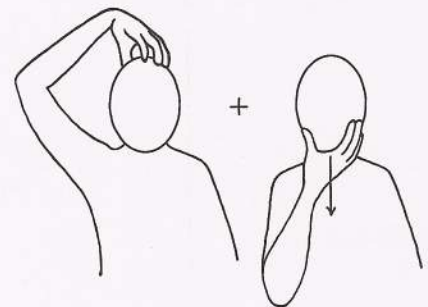
Change position of arms once

## How Are You?

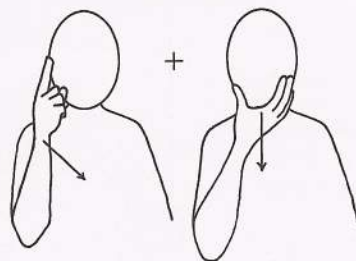


Flat hands move up chest then make 'Very Good' sign away from body

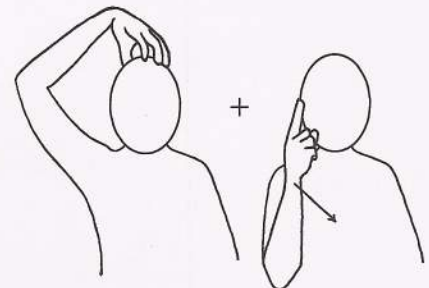
## King



## People



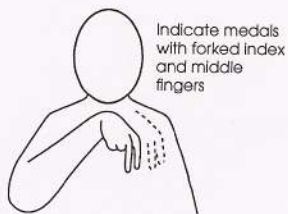
## Queen






# Additional


**Prince**



**Hairbrush**



**Princess**



**To Brush Hair**



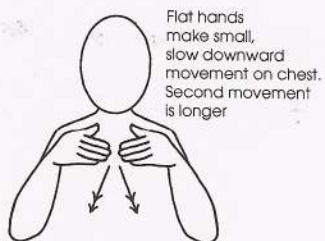
**Farmer**



**Comb**



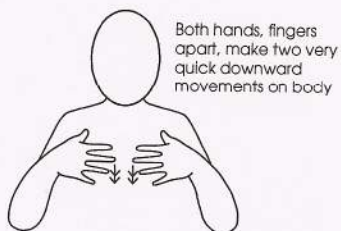
**Clothes**



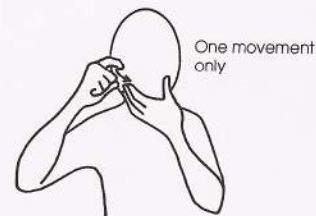
**To Comb Hair**



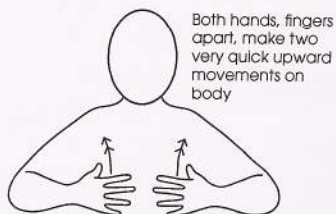
**To Dress**



**Shaver**



**To Undress**

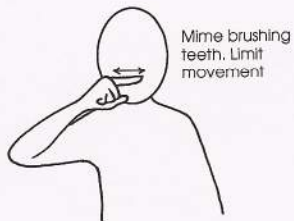


**To Shave**  
(see DVD for examples of use)

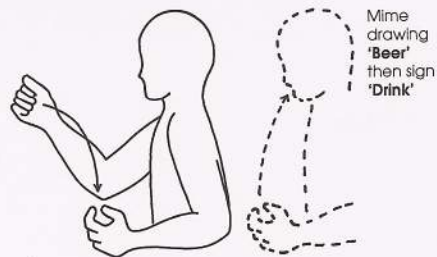


# Additional


**Toothbrush**




**Beer**



**To Brush Teeth**



**Burger**



**Soap**



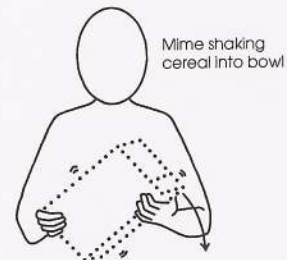
**Canned Drink / Cola / Drink (2)**



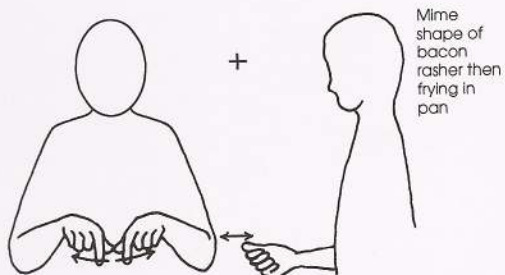
**Towel**



**Cereal (breakfast)**




**Bacon**



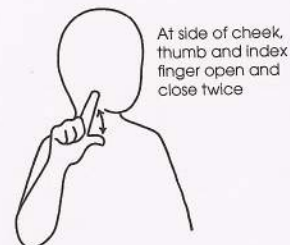
**Cheese**



**Bagel**

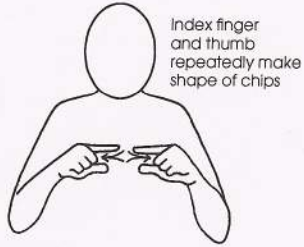


**Chicken (2) (food)**



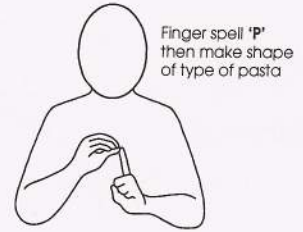
# Additional

**Chips**



**Pasta**

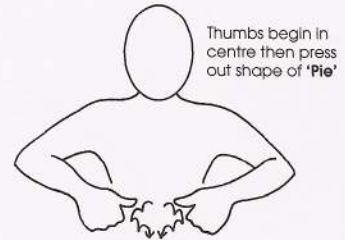
(see DVD for examples of use)



**Curry**




**Pie**



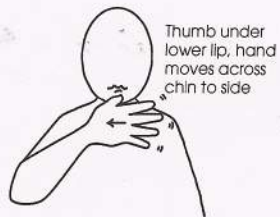
**Fish (2)**  
(food)



**Pitta**



**Fruit**



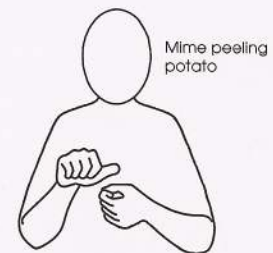
**Pizza**



**Meat**




**Potato**




**Naan**

(see DVD for examples of use)



**Salad**

(see DVD for examples of use)





# Additional

**Sandwich**

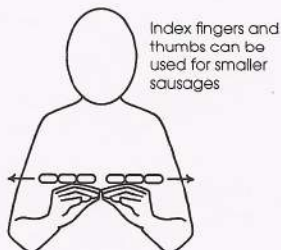


**Al Salam Alicoom**

(see DVD for examples of use)



**Sausages**




**Namaste**

(see DVD for examples of use)




**Soup**

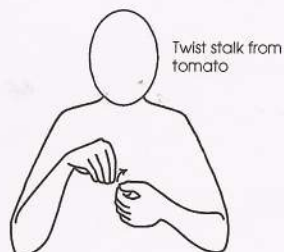


**Shalom**

(see DVD for examples of use)

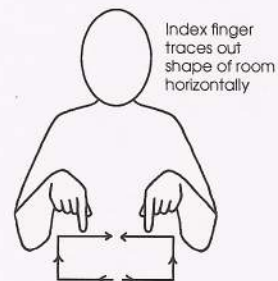


**Tomato**



**Room**

(see DVD for examples of use)

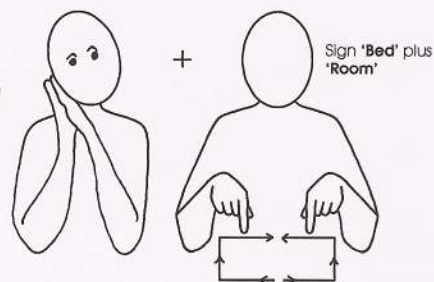


**Vegetables**

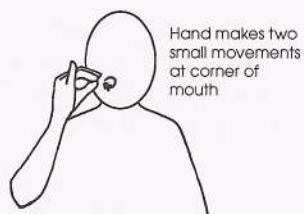


**Bedroom**

(see DVD for examples of use)

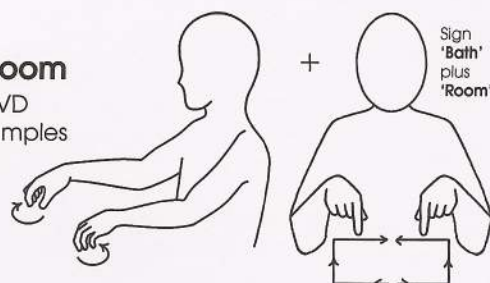


**Wine**



**Bathroom**

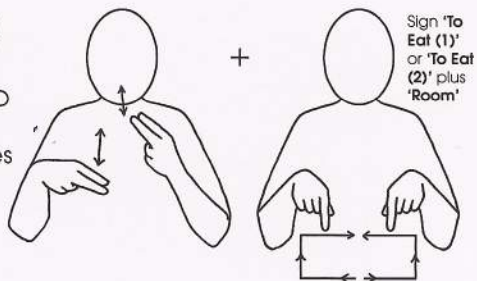
(see DVD for examples of use)





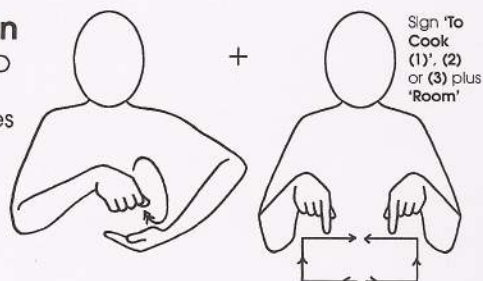
# Additional

**Dining Room**  
(see DVD for examples of use)



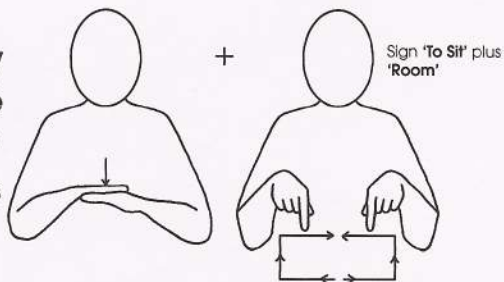
Sign 'To Eat (1)' or 'To Eat (2)' plus 'Room'

**Kitchen**  
(see DVD for examples of use)



Sign 'To Cook (1)', (2) or (3) plus 'Room'

**Sitting Room / Lounge**  
(see DVD for examples of use)



Sign 'To Sit' plus 'Room'

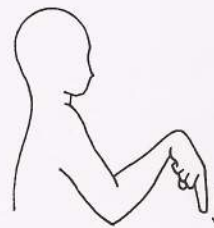
# Determiners

**A**

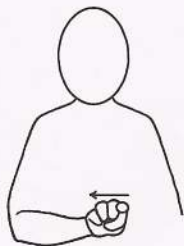


Finger spell 'A'

**This**



**The**




**That**



# Additional

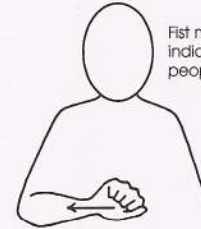
## More Pronouns and Possessive Adjectives

**You (2)**  
(objective pronoun)




Flat hand, palm up, points in appropriate direction

**Your (2)**  
(possessive adjective - two people)



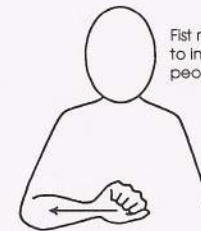
Fist moves right to indicate the two people involved

**You (3)**  
(subjective pronoun - two people)




Point to the two people involved

**Your (3)**  
(possessive adjective - more than two people)



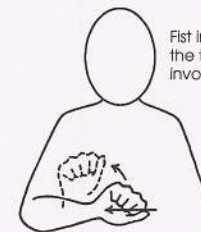
Fist moves right to indicate those people involved

**You (4)**  
(objective pronoun - two people)




Indicate the two people involved

**Yours (2)**  
(possessive pronoun - two people)



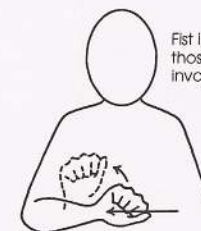
Fist indicates the two people involved

**You (5)**  
(subjective pronoun - more than two people)




Indicate those people involved

**Yours (3)**  
(possessive pronoun - more than two people)



Fist indicates those people involved

**You (6)**  
(objective pronoun - more than two people)



Indicate those people involved

For complete glossary of pronouns and possessive adjectives, including: **'He', 'She', 'It', 'His', 'Hers', 'Its', 'Self'** and **'Selves'** see the Makaton National Curriculum: pages 141 - 155.

Also refer to National Curriculum Sign DVD and Core Vocabulary DVD.

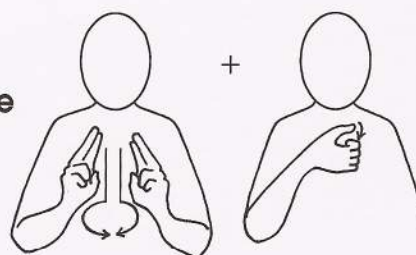
# Additional

## Examples of Signs Illustrating 'To Close' and 'To Open'

**To Open (1)**  
(generic)



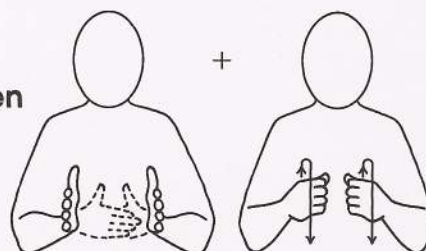
**To Close (3)**  
(bottle)



**To Close (1)**  
(generic)



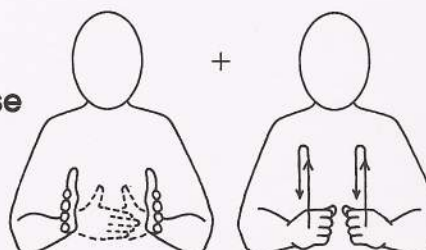
**To Open (4)**  
(box (1))



**To Open (2)**  
(book)



**To Close (4)**  
(box (1))



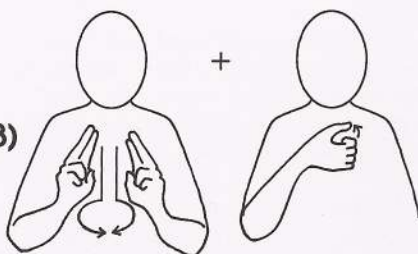
**To Close (2)**  
(book)



**To Open (5)**  
(box (2))



**To Open (3)**  
(bottle)



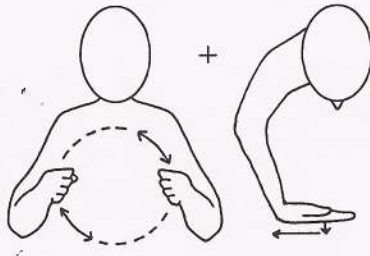
**To Close (5)**  
(box (2))



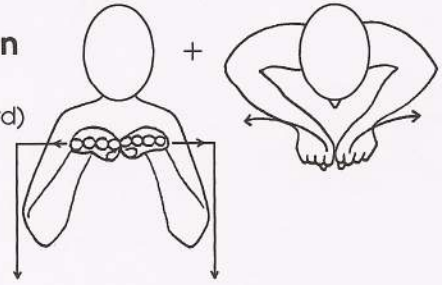


# Additional

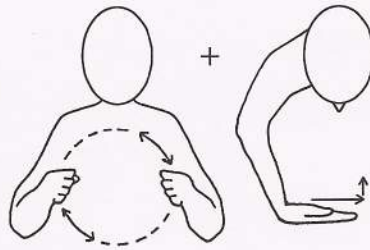
**To Open (6)**  
(bus door)



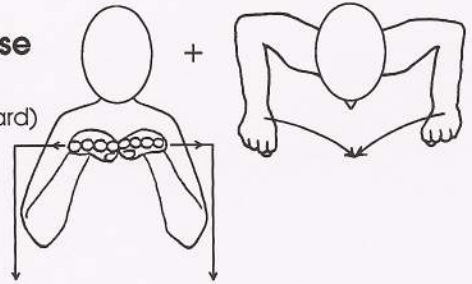
**To Open (9)**  
(cupboard)



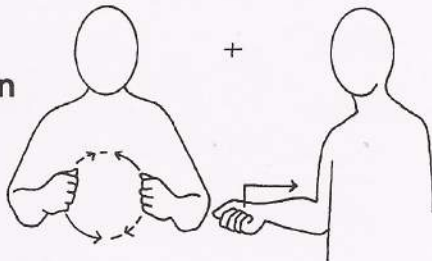
**To Close (6)**  
(bus door)



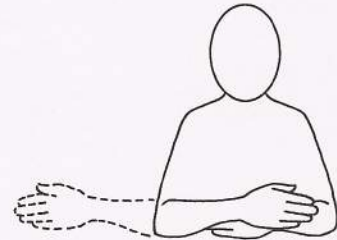
**To Close (9)**  
(cupboard)



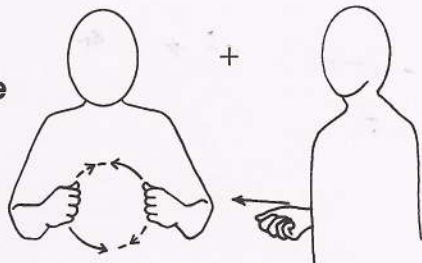
**To Open (7)**  
(car door)



**To Open (10)**  
(door)



**To Close (7)**  
(car door)



**To Close (10)**  
(door)



**To Open (8)**  
(carton)



**To Open (11)**  
(newspaper)



**To Close (8)**  
(carton)



**To Close (11)**  
(newspaper)





# Additional

**To Open  
(12)**  
(purse)



**To Open  
(15)**  
(window (1))



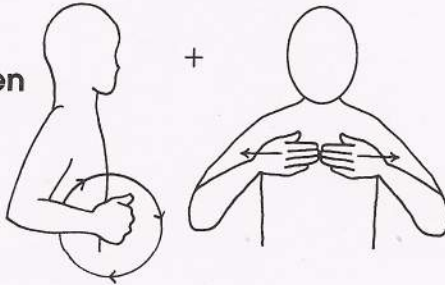
**To Close  
(12)**  
(purse)



**To Close  
(15)**  
(window (1))



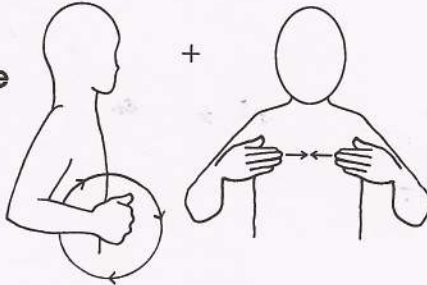
**To Open  
(13)**  
(train door - sliding)



**To Open  
(16)**  
(window (2))



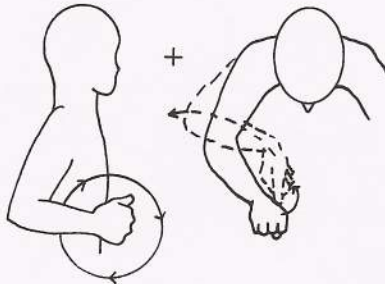
**To Close  
(13)**  
(train door - sliding)



**To Close  
(16)**  
(window (2))



**To Open  
(14)**  
(train door - lever)



**To Open  
(17)**  
(letter)



**To Close  
(14)**  
(train door - lever)

