


# Concepts in Pictures 5

PRESS Black  
PRESS Sheep

First / Next / Last

67, Middleton, Cowling, Keighley, W. Yorks. BD22 0DQ  
Tel +44 (0)1535 631346, email: alan@blacksheeppress.co.uk




Hello! I'm Tick Tock, the alarm clock, and I'm here to tell you about some special words to do with time.

These words are....

... FIRST .... NEXT.... LAST

These words are very useful when we are telling other people how to do something...or when we are telling people about something that has happened.

Listen carefully, as I tell you what I did before I went to bed, last night. Put up your hand when you hear me say... FIRST.. NEXT... LAST.




First.. I brushed my teeth.

Next.. I put on my pyjamas.

Last.. I read my book.

★ What did I do first? What did I do next?  
What did I do last? ★



Did you hear me use those words?..  
.. FIRST... NEXT... LAST ?  
They help people to do  
things in the right order

Look what happened when Gemma DIDN'T do  
things in the right order.

Yesterday, Gemma wanted a drink of juice.

FIRST...



... Gemma put her  
glass in the  
washing up bowl.

NEXT...



... she fetched  
the juice from  
the fridge.


LAST



... she poured  
the juice.

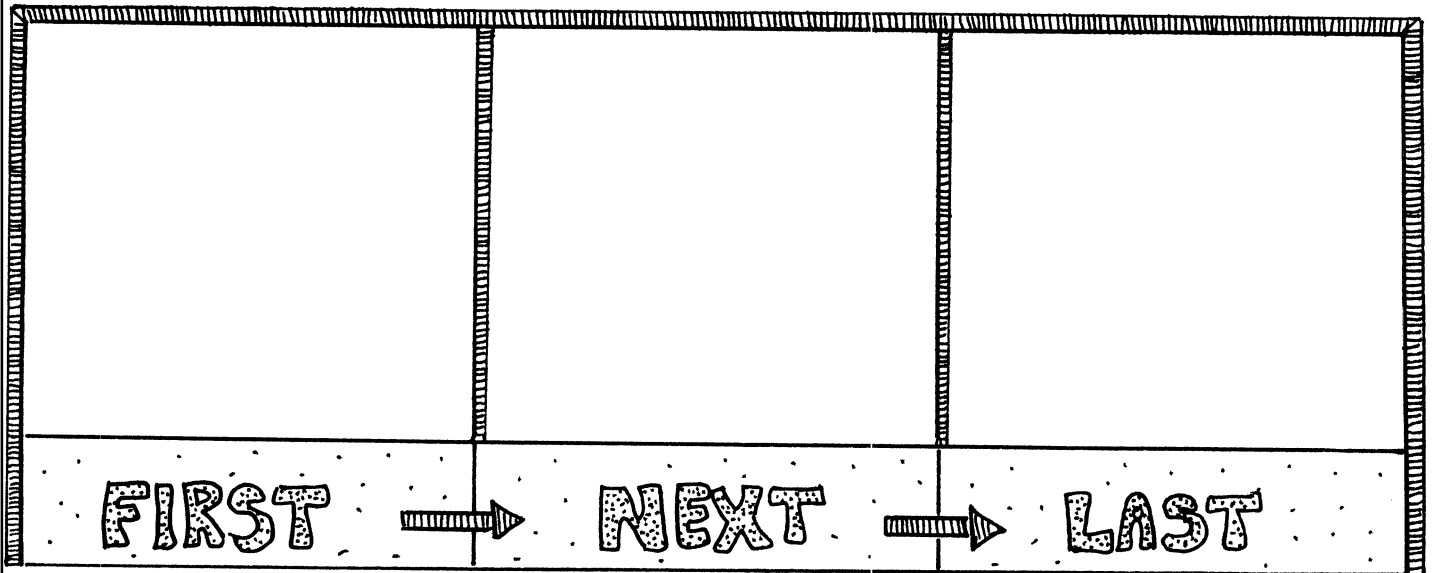
Oh dear! It all went wrong!  
What should Gemma have done  
first ... next ... and last ?






On this page, and on the next page, you will find sets of pictures of people doing different things. Cut each set into individual pictures.... mix them up... and then put them back in the right order. What should they do... FIRST... NEXT... and LAST ?

Place the pictures in this sequence strip.




- a) washing hair ..... wet hair / put on shampoo / rinse hair
- b) eating cereal ..... find bowl, spoon, cereal / pour cereal in bowl / pour on milk
- c) blowing up a balloon ..... put balloon in mouth / blow up balloon / tie the end
- d) musical statues ..... dance to music / stop the music / everyone stands still
- e) sending a card ..... write the card / stick on stamp / post the card
- f) watering flowers ..... get the watering can / fill it with water / pour water on flowers






Finish off, or colour in, the pictures on this and the next page... but only in the order I tell you. (Read the instructions to the child but give prompts and reminders as they work eg "What do you have to do first?... now, what next?... .. and what do you have to do last?")



FIRST, colour his ears  
NEXT, colour his tail  
LAST, colour his nose

Now tell me what you did.




FIRST, draw a door  
NEXT, draw a window  
LAST, draw a chimney.


Now tell me what you did.



FIRST, draw his eyes  
NEXT, draw his nose  
LAST, draw his mouth  
Now tell me what you did.



FIRST, draw an apple on the tree  
NEXT, draw a spider on the tree  
LAST, draw a bird on the tree  
Now tell me what you did












FIRST, colour its beak  
NEXT, colour its wing  
LAST, colour its feet  
Now tell me what you did









FIRST, draw a string on  
the balloon  
NEXT, draw spots on her dress.  
LAST, draw shoes on her feet  
Now tell me what you did

Cut the action pictures into strips, each containing three actions. Select one child to stand up, choose a strip, and then carry out the sequence of actions. Then ask the rest of the group "what did Malik do FIRST... NEXT... LAST?" Each child in the group takes a turn

<p>1</p>  <p>Wiggle your fingers</p>	<p>2</p>  <p>turn around</p>	<p>3</p>  <p>stamp your foot</p>
<p>1</p>  <p>Clap your hands</p>	<p>2</p>  <p>stand on one leg</p>	<p>3</p>  <p>say 1 - 2 - 3</p>
<p>1</p>  <p>Touch your hair</p>	<p>2</p>  <p>touch your knees</p>	<p>3</p>  <p>touch your toes</p>







Hello there again. This is something for you to do at school... or at home. Think about what you do when you get home from school. Find your pencils or crayons and draw....

... the FIRST thing you do when you get home from school.


... the NEXT thing you do when you get home from school

... the LAST thing you do

Listen to what the teacher is telling the children. She says...



"First... find your book.  
Next... get your pencils.  
Last... get your coat"



What did the teacher ask the children to do  
**FIRST** (the child puts a X on that picture)... **NEXT** .. (the child puts a X on that picture) ... **and LAST**. (the child puts a X on that picture)?



Dad is asking Sam to help tidy the house. He says...

"First... tidy your room  
Next... wash the dishes  
Last... take out the rubbish"



What did Dad ask Sam to do **FIRST**...  
**NEXT**... **LAST**..?





Mum is asking Bradley to help her with the shopping. She says..

“ First ... fetch the bread  
Next ... get some apples  
Last ... choose some biscuits ”





What did Mum ask Bradley to do FIRST...  
... NEXT... and LAST?




Mummy Monster is telling Molly Monster to eat up her dinner. She says...

“ First ... eat your spiders  
Next ... eat your worms  
Last ... eat your beetles ”






What did Molly have to eat FIRST.. NEXT... LAST?

Listen to this story about Freddy Teddy. Answer the questions after each part of the story



Teddy decided to go for a walk. He put on his hat and coat... then he went out his house... and walked into the forest.  
What did Teddy do first?... next?... last



Freddy Teddy saw a house in the forest. It was a witch's house! He went inside the house. He sat on a chair... ate some food... and then fell asleep.

When Freddy went into the witch's house, what did he do first?... next?... last?

The witch came home and found Freddy Teddy asleep on the chair. She got her magic wand from the cupboard.... she waved the wand around.. ..and she turned Freddy Teddy into a cook.




When the witch found Freddy asleep, what did she do first?... next?... last?

"You ate my dinner!" said the witch. "Now you must make me some more!" Freddy Teddy cooked fish and chips... he made chocolate pudding...and then he did the washing up.




What did Freddy do first?... next?... last?

The witch was so pleased with Freddy that they are now best friends.



Baby Ben is only small, and he needs to learn how to do things. Can you help him?



Baby Ben must finish getting dressed. What should he do now?  
(use the words ... FIRST...NEXT... LAST)



Baby Ben wants to make a sandcastle. What should he do?

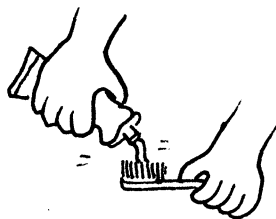



(use the words.. FIRST...NEXT... LAST)

Baby Ben wants to make a snowman.  
What should he do?




Baby Ben needs to brush his teeth.  
What should he do?



Now tell the person next to you.. how to  
cross the road ... and how to play Hide  
and Seek. Use the words... FIRST.. NEXT.. LAST.




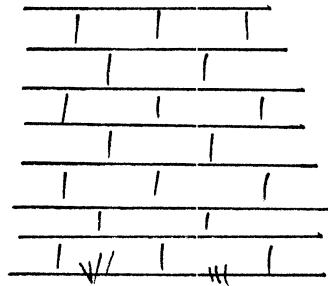





There is a lot happening here!  
Say what has happened... and  
help draw the pictures.



Jimmy kicked the ball very hard

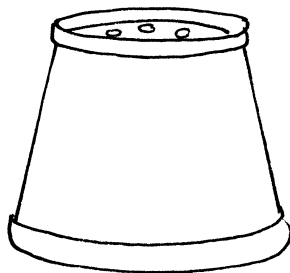



First .. it hit .. next, it hit ... last, it  
the door... the wall ... hit the window.

(Draw the ball on the door, wall and window)

Now hide the page and tell me what happened.

The spider went for a walk





First, he climbed ... next, he climbed ... last, he climbed  
on a stone .... on a plant-pot ... in Dad's boot.

(Draw the spider on the stone, plant-pot, and boot)

Now hide the page and tell me what happened.

This dog has been for a walk and has come home covered in mud!



... next, he

... last, he

First, he walked  
mud all over the floor...


walked mud all  
over the chair...

walked mud all  
over the rug.

(Draw mud on the floor, the chair and the rug)

Now hide the page and tell me what happened.

Dad hung the washing out to dry.




First, he hung out  
the T-shirt...

... next, he hung  
out a towel...

... last, he hung  
out some socks

(Draw the T-shirt, towel and socks on the line)

Now hide the page and tell me what happened.



On the next two pages, you will find a background scene of a field and a castle, with sets of smaller pictures of animals and fairytale characters.

Colour in the pictures and cut the animals and characters into individual squares.

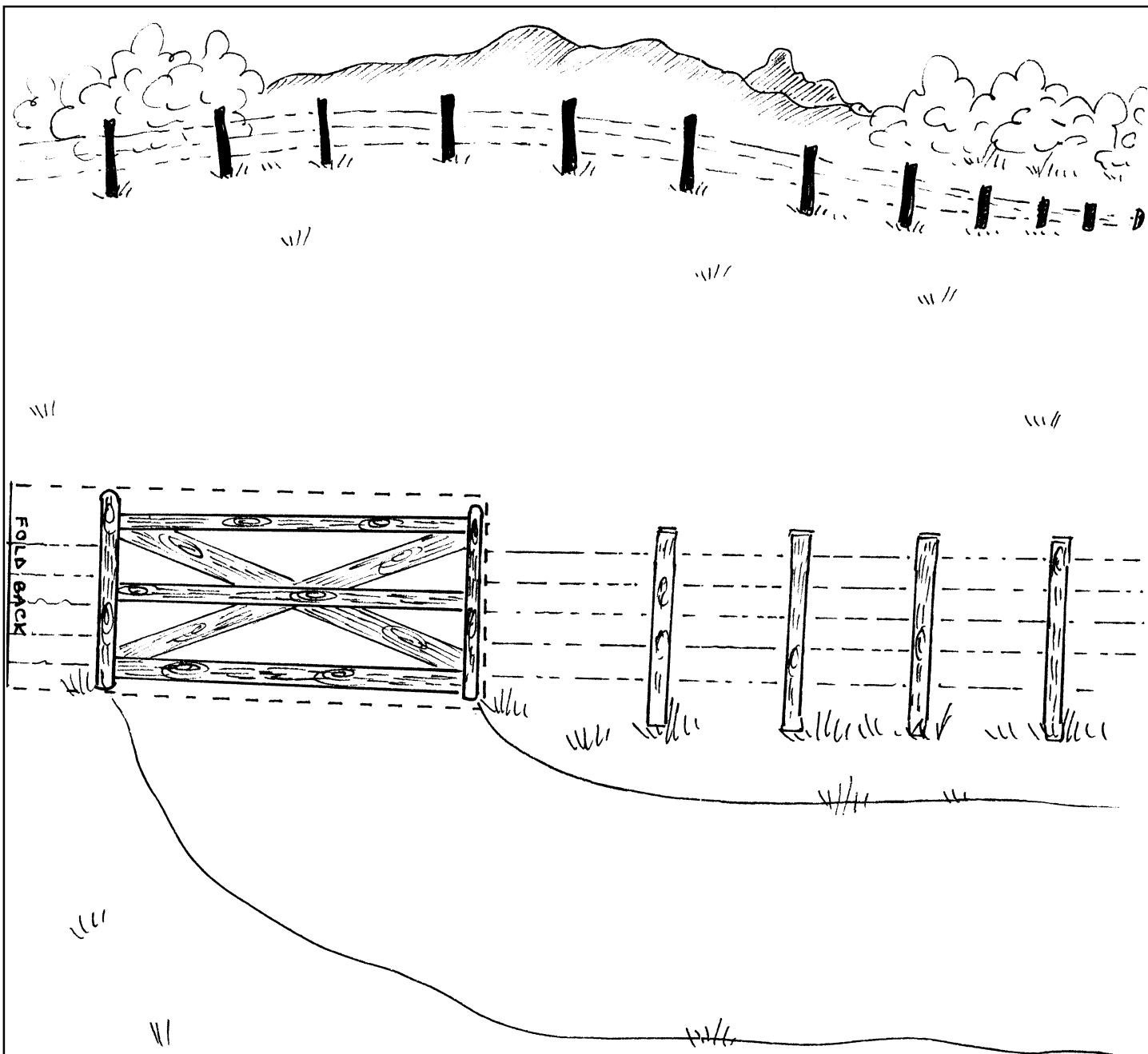
Take turns in telling each other to move the animals into the field... or the people into the castle... three at a time.

Use the words.. FIRST.. NEXT... LAST.


The other person must try to carry out the instructions correctly.



Example: "first, move the cow; next, move the pig; last, move the goat"

Example: "Put these people in the castle... first... the ghost; next, the giant... and last, the witch."



Cut along dotted lines around the gate and fold back to make the gate 'open'







ghost




witch



monster



giant



king



fairy