


Concepts in Pictures 2

PRESS
Black
Sheep

Before / After

67, Middleton, Cowling, Keighley, W. Yorks. BD22 0DQ
Tel +44 (0)1535 631346, email: alan@blacksheeppress.co.uk



Hello! I'm Tick Tock the alarm clock, and I'm here to talk about some special words to do with time. These words are...

... BEFORE... and... AFTER


Cut out the arrow in the box.. then turn to the pictures on page 2.

Point the arrow to the MIDDLE picture in Row (a). This is what I am doing NOW! What AM I doing now?

Yes! I'm eating a sandwich. Yum!

... but BEFORE I could eat the sandwich, I had to do something. Move the arrow to the BEFORE picture (to the left). What am I doing?

Yes! I'm making the sandwich.



Now move the arrow to the middle picture again. What am I doing now?... but then, I must do something AFTER I've eaten my sandwich.

Move the arrow to the AFTER picture (to the right). What must I do AFTER I eat my sandwich?



Yes! ... wash my dirty plate!"

Now do the same with the other pictures."

b) turn on taps / wash hands / dry hands

c) get paint and paper / paint a picture / put picture on wall.

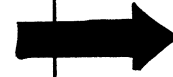
a



BEFORE




NOW



AFTER

b



BEFORE




NOW



AFTER

c



BEFORE




NOW



AFTER

Billy has lots to do today...but what does he need to do BEFORE he does his jobs (Draw an arrow going to the correct answer)



Billy needs to clean the windows...but what must he do BEFORE he cleans them?
... get a bucket of water?
... or brush his teeth?




Billy needs to cut the grass in the garden ...but what must he do BEFORE he can cut it?
... draw a picture?
... or get the lawnmower?




Billy needs to go shopping... but what must he do BEFORE he goes shopping?
... get some money?
... or go to sleep?


Sita is very busy at school. Help her decide what she must do BEFORE she can do her work. (Draw an arrow going to the correct answer)



Sita has been told to cut out the picture ... but what must she do before she can cut out the picture?
 ... find some scissors?
 ... or play football?



Teacher has told Sita to write her name ... but what must she do before she can write her name?
 ... sing a song?
 ... or get her pencil?



The bell has gone, and it's time to go home ... but what must Sita do before she can go home?
 ... get her school bag?
 ... or eat an apple?

Listen carefully to this story about Freddy Teddy.
Answer the question after each part of the story.


Freddy was playing football in the garden.
He found a magic wand!



What was
Freddy Teddy
doing BEFORE
he found the
magic wand?



Freddy waved the wand. A fairy appeared !!



What did Freddy
do BEFORE the
fairy appeared?

Freddy gave the wand to the fairy. "Thank you", said the fairy.





"Here is a new football
for you."







What did Freddy do
BEFORE the fairy gave
him a new football?





Cut out these action picture pairs. Mix them up, and place them face down on the table. The child takes a picture from the top of the pile and carries out the two actions. The teacher then asks "What did you do before you closed your eyes ... touched your nose etc ?" This makes a good group game.

cut along here





			
clap your hands	and close your eyes	stand up	and touch your nose

			
stick out your tongue	and stamp your foot	put your hand on your head	and say 'aah'


cut along here

			
wave your hand	and count to 3	Stand on one leg	and touch your ear

cut along here

			
Touch your toes	and say 'hello'	Put your hands in the air	and hide your face

cut along here



It's time to think about things that YOU do!
Find your pencils, .. then, in the boxes, draw....



... one thing you do
BEFORE you go
to bed.

... one thing you do
BEFORE you eat
breakfast.

... one thing you do
BEFORE lunchtime
at school.


Billy is back again ! Busy as usual... but what does he do AFTER his jobs (Draw an arrow to the correct picture)

Billy is washing his clothes... but what must he do AFTER washing his clothes?..




... hang them out to dry?..
... or put them in the dustbin?

Billy is making a cake.. .. but what must he do AFTER he has mixed it?...



... throw it on the floor?..
... or put it in the oven?

Billy is having a bath... but what must he do AFTER having a bath?..




... dry himself?..
... or jump off a chair?

Do you remember Sita? She's still busy at school.
 Help her decide what she should do AFTER her work.
 (Draw an arrow to the correct picture)

Sita is painting a picture ... but what must she do AFTER painting a picture? ...
 ... wash her hands? ...
 ... or stand on one leg?




Sita is playing with bricks... but what must she do AFTER making a tower? ...
 ... throw the bricks in the bin? ...
 ... or put them away in the box?



Sita is choosing a book from the library... but what must she do AFTER choosing a book? ...
 ... read it? ...
 ... or eat it?






Listen carefully to this little story.
Answer the question after each part
of the story.

Mickey Monster picked an apple off a tree. He began
to eat the apple.




What did Mickey
Monster do AFTER
he picked the apple
off the tree?

Mickey heard someone say "Don't eat ME!". A worm popped
out of the apple!



What happened AFTER
Mickey heard someone
say, "Don't eat ME!"?

Mickey threw the apple on the ground. He ate a banana instead!



What happened AFTER
Mickey threw the
apple on the ground?


Finish off the pictures. Then answer the questions.




Draw his balloon ...
then put a X on it.
What did you do AFTER
you drew his balloon?



Draw the dog's tail ... then
colour it brown.
What did you do AFTER
you drew his tail?

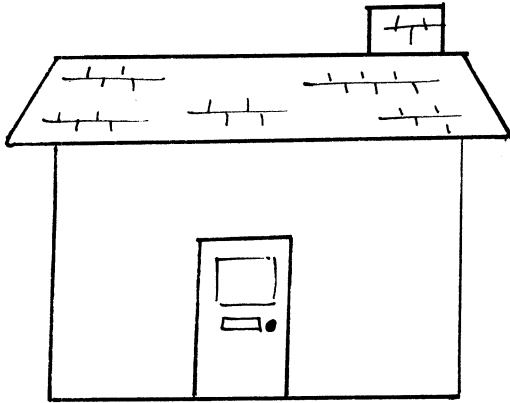


Draw the clown's nose ...
then draw a flower on
his hat. What did you
do AFTER you drew the
clown's nose?




Draw the wheels on the
car... then colour them
black. What did you do
AFTER you drew the wheels?

Finish off the pictures how I tell you. Then answer the questions



Draw the windows... then draw smoke coming out of the chimney. What did you do AFTER you drew the windows?




Draw three apples on the tree... then colour them red. What did you do after you drew the apples on the tree?



Draw the worm's mouth.... then draw blue spots all over him.

What did you do AFTER you drew the worm's mouth?



Draw rain falling from the cloud... then colour the cloud black. What did you do AFTER you drew the rain falling from the cloud?

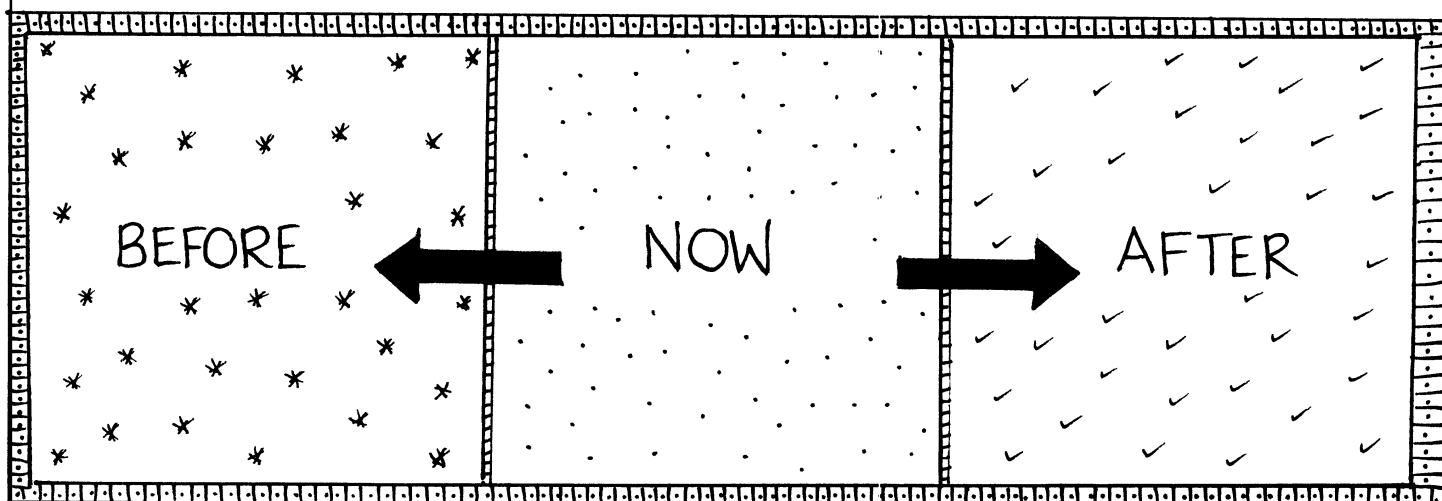
☆ Encourage the child to use the words... BEFORE and AFTER
 Cut the 3-part sequences on the next two pages into individual pictures, keeping them in sets.

Choose a sequence set, and talk briefly about what is happening. Using the sequence strip at the bottom of this page, put picture (2) of the sequence in the MIDDLE square, saying "look! he's brushing his teeth"... (hold up picture 1)... "but when did he put toothpaste on his brush?... BEFORE he brushed his teeth? (point to square 1 on the sequence strip)... or AFTER he brushed his teeth?" (point to square 3)

The child responds and places the picture in the correct square. Then hold up picture (3) and say "So, when did he wipe his face?... .. BEFORE he brushed his teeth?... (point to square 1).. or AFTER he brushed his teeth?" (point to square 3). The child responds again. Repeat with the rest of the picture sets.


- A put on toothpaste/brush teeth/wipe mouth
- B get the spade/digging a hole/jump in hole
- C blow up balloon/playing with balloon/bursts balloon
- D get undressed/having a bath/dry himself
- E washing clothes/hanging out/iron the clothes

- F pour juice/drinking/spill juice
- G put boots on/splashing in puddles/slip
- H pick flowers/smelling flowers/bee flew out
- I fill bucket/carrying bucket/wash car
- J spider climb/sitting a chair/boy sat on spider



CIP2, Before / After

© Helen Rippon, Black Sheep Press 2001. It is permitted for the licensee to photocopy this sheet for use in their clinic/school. Black Sheep Press, 67, Middleton, Cowling, Keighley, W. Yorks, BD22 0DQ, England Tel; +44(0)1535 631346 Email; alan@blacksheep-epress.com Web; www.blacksheep-epress.com



CIP2, Before / After


© Helen Rippon, Black Sheep Press 2001. It is permitted for the licensee to photocopy this sheet for use in their clinic/school.
 Black Sheep Press, 67, Middleton, Cowling, Keighley, W. Yorks, BD22 0DQ, England Tel; +44(0)1535 631346
 Email; alan@blacksheep-epress.com Web; www.blacksheep-epress.com




Something is wrong with these pictures.
Can you say what's wrong? Use the words..
...'before'.. and ... 'after'



He's put on his shoes.....



He's put on his underpants.....



He's put on his coat and mittens.....



He's put on his vest.....

★ Talk together about getting dressed and undressed. Use questions to prompt use of 'before' and 'after' ★

★ The final sheets in the pack are designed to help the child begin to understand sequential instructions such as, "Before you pick up your book, find your pencil" and "After you've written your name, draw a picture."
 These kinds of instructions are difficult for many children to understand






Try using left and right hand gestures to reinforce the meaning of 'before' and 'after'.

Example: "Pick up your book ... but BEFORE that (move your hand to the left).... find your pencil."

or

"Stand up.... then AFTER that ... (move your hand to the right) ... walk to the door."



Try making a picture chart of the activities of the morning, or afternoon. Using the chart, discuss with the child what they did.. "before playtime" ... or ... "after storytime."

REGISTER	STORY	WRITING	PLAY-TIME	NUMBER WORK	LUNCH
				4 3 2	

☆ Read the instructions to the child... then ask the question. You may need to prompt further eg. "When did you point to the orange?... before you pointed to the apple?... or after? ☆


Point to the apple... then after that, point to the orange.

When did you point to the orange?




Point to the tree... but before that... point to the house.

When did you point to the house?



Point to the fish... then after that, point to the dog.

When did you point to the dog?



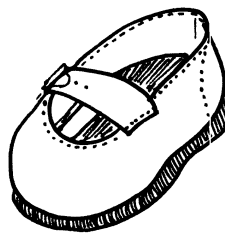
Point to the pencil... but before that, point to the book.

When did you point to the book?




Point the T-shirt.. then after that, point to the shoe.

When did you point to the shoe?



Point to the monster... but before that, point to the ghost.

When did you point to the ghost?



Look at the picture at the bottom of the page... then read the following instructions to the child :-

Find the cat... but before that... point to the bird.

Point to the gate.. then after that... find the bee.

Find the ball... but before that... point to the dog.



Point to the fish.. then after that... point to the flowers.

Find the sun... but before that... point to the bucket.


Point to the frog.. then after that.. point to the cloud.

Point to the boy... but before that... find the spider.


Point to the path.. then after that... point to the wall.




Read the instructions to the child.




Before you draw his nose, draw his eyes. What must you do before you draw his eyes?



After you draw a window, draw the door. What must you do after you draw the window?



Before you draw his tail, draw his legs. What must you do before you draw his tail?



After you draw the spider's legs, draw his mouth. What must you do after you draw the spider's legs?

★ Use this question format in differing situations at home and school e.g. "Before you put on your coat, get your bag. What must you do before you put on your coat? etc