


Concepts in Pictures 1


Time

PRESS Black
PRESS Sheep

67, Middleton, Cowling, Keighley, W. Yorks. BD22 0DQ
Tel +44 (0)1535 631346, email: alan@blacksheeppress.co.uk




Hello! I'm Tick Tock, the alarm clock, and I'm here to tell you about TIME, and some of the words we use when we talk about time.



It's how we know when something is going to happen ... and how long it's going to take!


It's how we know how old we are ... and when our birthdays are!



"Last year, I went to the seaside."

We need to know about time so that we can tell people about things that have already happened


... and so that we can plan things that are going to happen.




"I'm going to the dentist next week."

Do you know what people use when they want to know the time? ... Is it time to go to school? ... Is it time to go to bed?

They use a CLOCK ... or a WATCH



Here is a CLOCK.



Colour in the clock.

Is there a clock in the room you are in now?

Where is it?

Does it look like this clock?

Here is a WATCH.



Colour in the watch.

Do you have a watch?


Do you know anyone who has a watch?


Does it look like this watch?



What is the difference between a clock and a watch?

There are five clocks and five watches hidden in this picture. Can you find them?
















Here is something for you to do
at school and at home.

How many clocks can you
find in your school?
... and how many at home?
What shape are they?

How many people in your class have
a watch?


How many people in your home
wear a watch?

 AT SCHOOL		 AT HOME	
 How many clocks?		 How many clocks?	
 How many have a watch?		 How many have a watch?	
 How many round clocks?		 How many round clocks?	
 How many square clocks?		 How many square clocks?	
Did you find any "funny-shaped" clocks? Tell me about them.			



Hands are very important things.
Colour in Tick Tock's hands.
How many hands does he have?
How many hands do you have?

Draw hands on...



... the girl



....Humpty Dumpty



....the monster.

We use our hands to do lots of things like



.. waving...




... clapping..




... and pointing.


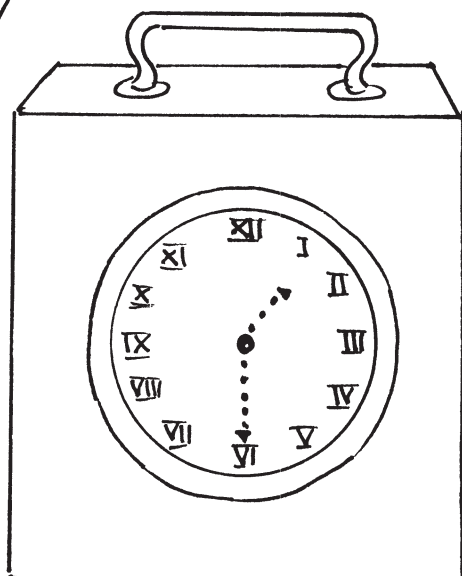

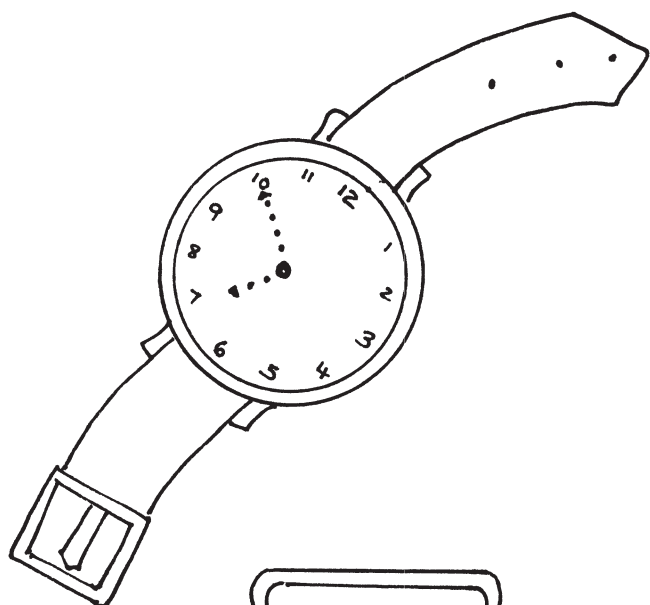
Use your hands to point to a door.
point to your shoes.
point to a chair




You were good at pointing ...
 ... and that's what the hands
 on a clock or watch are for.
 They point to the numbers
 so that we can tell the time.



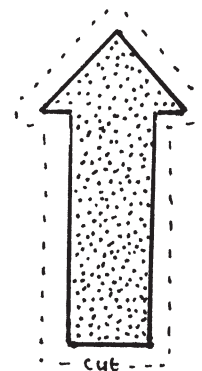

Join the dots to make the hands on these
 clocks and watches.



The hands of the clock
move round. They point up
to the 12 ... move round to
point to 3 ... then 6 ... then 9 ...
... then back to 12. This is called
moving CLOCKWISE.




Now cut out the clock hand, and move it
'clockwise' around the clock.



Now we are going to begin thinking about what the hands on a clock tell us.

They measure 'chunks' of time called



... HOURS.... MINUTES.... and SECONDS

Let's talk about SECONDS.

Seconds are a very small 'chunk' of time.

Clap your hands.



That takes about a second.

Blink your eyes.



That takes about a second.

Say 'dog'



That takes about a second.

Some clocks have an extra hand that measures seconds. That hand goes round very fast.

You can see it moving!


Find a clock or watch with a second hand and watch it moving.














Now move your hand as fast as the second hand. Your teacher or

Mum will tell you when to move your hand



Here are some things for you to do.
Which ones take one second to do?
Which ones take more than one second?
Tick the box you think is right.




			1 second • 	More than 1 second • • • • •
1	Touch your nose.			
2	Sing "Happy Birthday to you."			
3	Wash your hands.			
4	Stamp your foot			
5	Say "book."			
6	Write a story.			
7	Get dressed after P.E.			
8	Jump.			
9	Sit on a chair.			
10	Run round the playground.			
11	Tidy your table.			
12	Clap your hands.			




Numbers .. 1... 4... 5... 8... 9... and 12 take one second.
The others take more than one second to do.

★ Think of more things you do at home, or at school,
that take one second to do... or more than a second!

Because seconds are very small "chunks" of time... and because the second hand on the clock moves quickly, it is quite easy to time yourself... and other people... doing things for...



... 5 seconds or 10 seconds ... or even 30 seconds.



★ Remember! It takes 5 seconds for the second hand to move from one number.. to the next ★

Can you do these things for...

5 seconds	10 seconds	30 seconds

...stand on one leg



...say 'aah'



...stand/sit very still



...smile



...shut your eyes



...hold up your hand



...stick out your tongue




...touch your toes



(put a ✓ or ✗ in the boxes)

★ Now you use the second hand on a clock to time your friends doing these things for...

...5 seconds 10 seconds ... and 30 seconds ★




Now you know about SECONDS, let's think about a bigger 'chunk' of time called a MINUTE

It takes 60 seconds for the second hand to go all the way round ...



and 60 seconds make one MINUTE.

Try to remember that!

60 little seconds - all
around the clock - make
ONE MINUTE




The hand on the clock that shows us how many minutes have passed is the BIG HAND. Colour in the minute hand on this clock and watch. Then find the minute hands on any clocks or watches in the room.



How long does a MINUTE last?

Let's see! This little boy wants his Mum to take him to the park, but she has some jobs to do yet. You be Mum, and pretend to do the jobs she is doing. Your teacher will time you for ONE MINUTE.



Pretend to polish the table for one minute.



Pretend to clean the floor for one minute.




Pretend to wash the windows for one minute.



Sit quietly for one minute.



★ Time yourself doing other things for one minute ★



Now you know how long a minute is !
 One SECOND is a very small 'chunk' of time ... but one MINUTE is a bigger 'chunk' of time. Look at the pictures on the next page. Cut them into individual pictures , then mix them up and put in a pile face down. Take one picture at a time ... decide how long it takes to do what the children are doing ... then put the picture in the correct box.

ONE SECOND	ONE MINUTE
<div style="border: 1px dashed black; height: 250px; width: 100%;"></div>	<div style="border: 1px dashed black; height: 250px; width: 100%;"></div>

How long does it take to do these things?... a second..or a minute?



Brush your teeth



Kick a ball



'Pop'a bubble




Sing 'Twinkle Twinkle Little Star' twice



Eat a banana



Jump off
a box.



Switch on the T.V.




Write your
name, neatly.

The big minute hand goes round the clock more slowly than the second hand.

You can't really see it moving - but it helps to know that everytime the minute hand has moved to the next number...

5 minutes has gone by.



☆ Homework / Group Work ☆

Wait until the minute hand on your clock or watch is pointing to 12.

Then go away and do other things.

You might be painting ...



... or playing a game







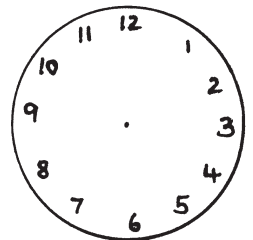
... or watching T.V.




Every time your teacher or Mum tells you ... go back to the clock and see the number the BIG hand is pointing to.

How many minutes have gone by?

* The parent or teacher calls the child four or five times during an hour. The child can draw where the big hand is pointing on the clock faces. *





Did you watch the big hand go all the way round the clock? It takes 60 minutes for the big hand to go all the way round. That's a LOT of minutes to remember... so we call sixty minutes...

ONE HOUR.

ONE HOUR is a BIG 'chunk' of time.

We can do a lot of work in an hour.



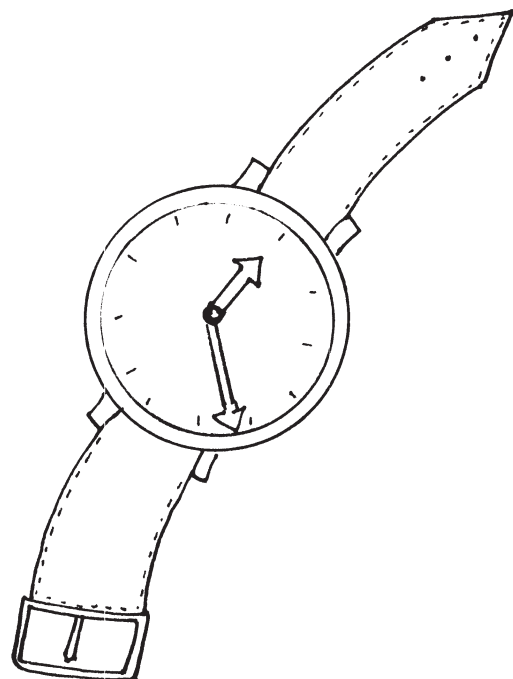
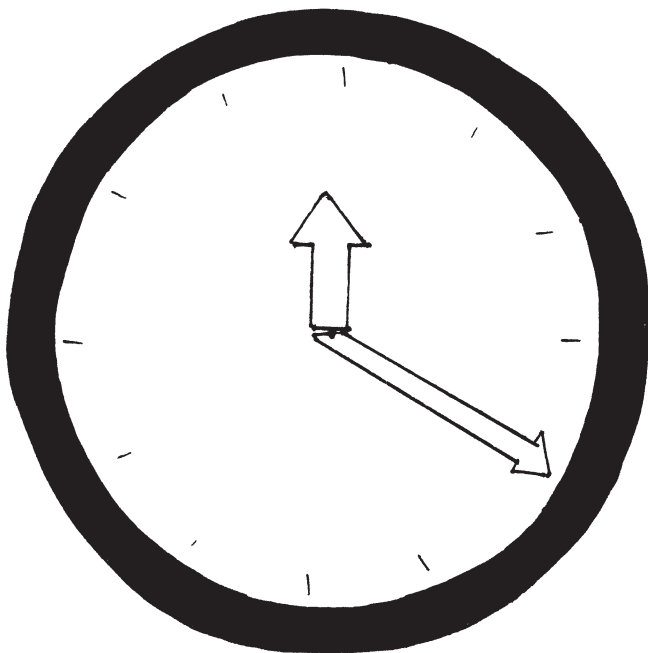
We can play a lot of games in an hour.




The hand on the clock that shows us how many hours have gone by is the LITTLE hand.

Colour the little hand on the clock and watch.

Then find the hour hand... the little hand... on any clocks or watches in the room.








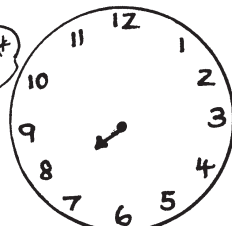








Here is Jarved getting ready for bed.
I think it's going to take him one hour.
You know there are sixty minutes in
one hour... so the big hand goes right round
the clock.. but the little hand moves slowly to the next
number.


















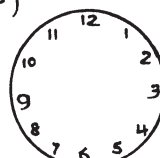






Jarved begins getting ready at 7 o'clock.


With your mum or teacher's help, guess how long it will take
Jarved to do everything. Draw the big hand moving round
the clock...and see the little hand move from 7 to 8.

<p>a He tidies up his toys. How long?</p>  	<p>b He takes off his clothes and has a bath. How long?</p>  
<p>c He dries himself and brushes his teeth. How long?</p>  	<p>d He puts on his pyjamas and gets into bed. How long?</p>  
<p>e He reads a story.</p>  	<p>f He goes to sleep.</p>  

Here are more people doing things that take one hour.
Talk about what they are doing... then make a picture plan of something you could do at school, or at home, that will take one hour.


GOING TO THE SHOPS (draw the big hand on the clocks) / A VISIT TO GEMMA'S HOUSE

<p>a)</p>  <p>Put on our coats and shoes Find Mum's purse (5 minutes)</p> 	<p>Walk to Gemma's house. It's just down the street. (a)</p>  <p>(5 minutes)</p> 
<p>b)</p>  <p>Walk to the shop. It's not very far. (15 minutes)</p> 	<p>Go upstairs to Gemma's room. (b)</p>  <p>(5 minutes)</p> 
<p>c)</p>  <p>Buy beans, bread, tea .. and biscuits! (10 minutes)</p> 	<p>Play 'Snakes and Ladders.' (c)</p>  <p>(20 minutes)</p> 
<p>d)</p>  <p>Pay at the checkout. Put the shopping in bags. (10 minutes)</p> 	<p>Have a drink and a biscuit. (d)</p>  <p>(10 minutes)</p> 
<p>e)</p>  <p>Walk home again. (15 minutes)</p> 	<p>Watch a cartoon. (e)</p>  <p>(15 minutes)</p> 
<p>f)</p>  <p>Put the shopping away. (5 minutes)</p> 	<p>Walk back home (f)</p>  <p>(5 minutes)</p> 




So remember...

... seconds are small "chunks of time (Draw a small 'chunk' on Tick-Tock's hand). There are 60 seconds in a ...

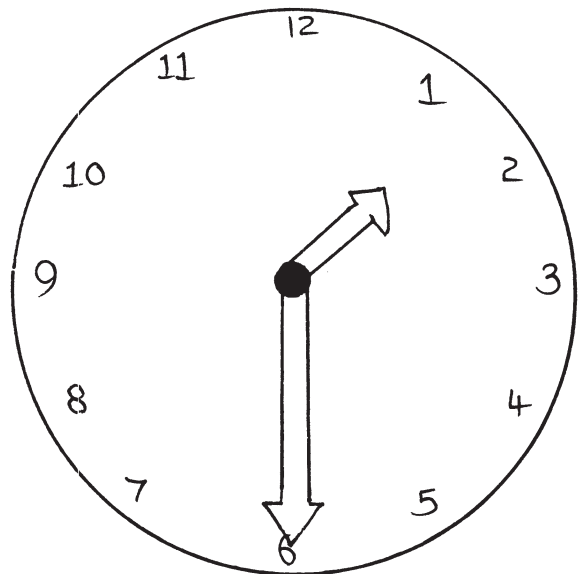


... MINUTE. A minute is a bigger "chunk of time. (Draw a bigger "chunk" on Tick-Tock's hand.) There are 60 minutes in an....



... HOUR. This is a big "chunk of time. (Draw a big "chunk" on Tick-Tock's hand)

Look at this clock
Colour the big hand blue.
Colour the little hand red.
Which is the minute hand?
Which is the hour hand?
Which hand goes fastest
round the clock?
Make your hands move clockwise



Cut out the spider, the beetle, the snail and the tortoise. Make them 'walk' along the path in turns. Decide how long it will take them to 'walk' along the path.

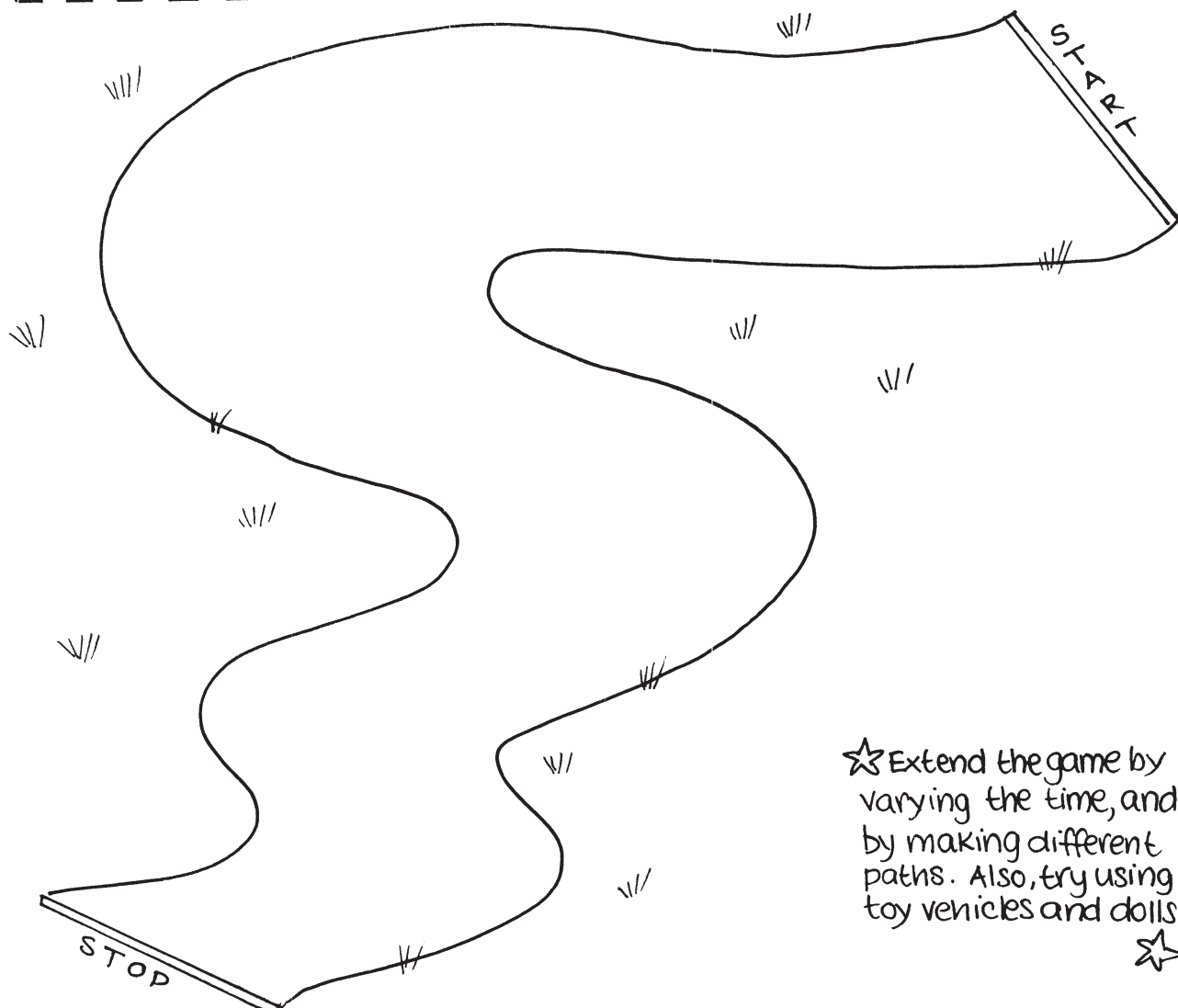

Example: The spider will take 2 seconds.

The beetle will take 30 seconds

The snail will take one minute.


The tortoise will take two minutes

use a clock
to
time them.




★ Extend the game by varying the time, and by making different paths. Also, try using toy vehicles and dolls.





Now you know how the hands on a clock move, you can begin to tell the time. We use special words when we tell the time. Look at the clock.




The little hand tells us what HOUR it is. What number is the little hand pointing to? Find the big hand.

This is the MINUTE hand.


It's pointing straight up -

- to the 12 - so it hasn't started to measure the next sixty minutes yet. So, this clock tells us it is 3 o'clock


What is the time on these clocks?




— o'clock




— o'clock



— o'clock





— o'clock




— o'clock


Here is Jenny doing different things during the day. Decide what time she does them. What time do you do them? Use the words'o'clock'.




What time do you wake up?




What time do you start school?




What time do you have lunch?



What time do you leave school?



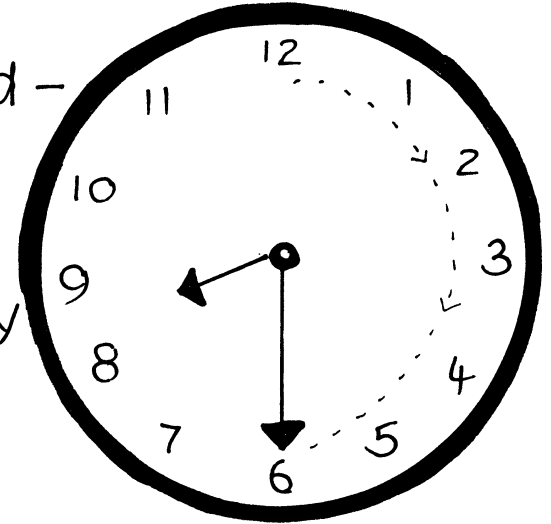
What time do you begin watching T.V.?



What time do you go to bed?



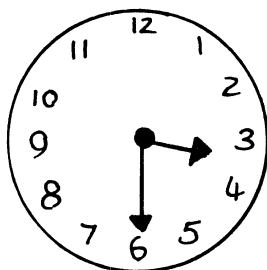
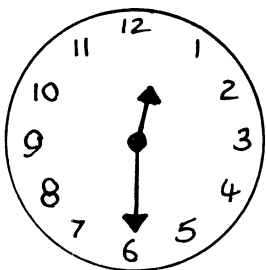
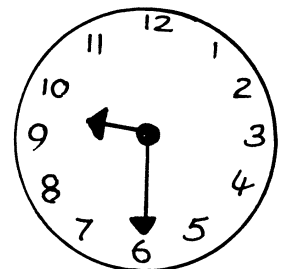

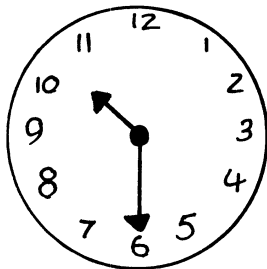

Sometimes, we need to know how many minutes past the hour it is. For example, if we have to visit the dentist ... or if we are meeting a friend.


Look at this clock. The little hand - the hour hand - is pointing just past 8 ... and the big hand - the minute hand - has moved half way round the clock. So we say...
... half past eight.




Read the time on the clocks.

Use the words ... 'half - past'





Here is a game for you to play.
On the next pages, you will find
two picture lotto sheets of a boy
and a girl doing different things at
different times during the day..... and
two picture sheets of clocks showing
different times.



Two people need to play this game.
Choose a picture lotto sheet.
Cut out the clocks into individual
squares. Mix them up, and place them
face down on the table.

Take it in turns to turn over the
the clock pictures.



Read the time on the clock, and see if it
matches a time on your picture lotto
sheet.

If it matches, cover the picture with the
clock card if not, put the clock card
to the bottom of the pile.

The first person to cover all their
pictures, is the winner !





wake up!

8 o'clock

shopping with Mum

half past 10

go to the dentist's

half past 11

chips for lunch.

1 o'clock

go to Dad's house

half past 2

help Dad paint a wall.

5 o'clock

bath time!

6 o'clock

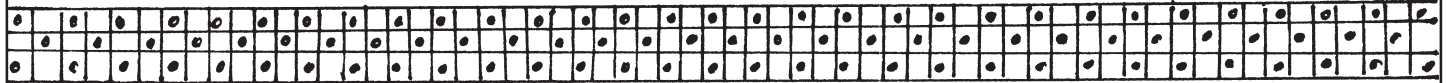
go to the cinema

half past 7

go to bed.

11 o'clock





eat breakfast



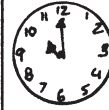

half past 8

take the dog for a walk.



9 o'clock

play computer games



10 o'clock

have a sandwich




half past 12

go to see Grandma.




half past 1

go swimming



3 o'clock

have a shower



half past 5

go to the school disco

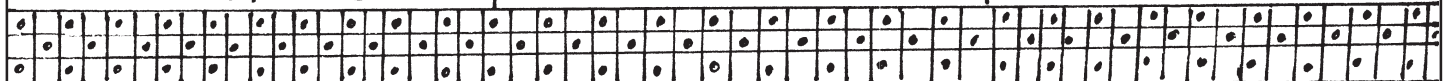


7 o'clock


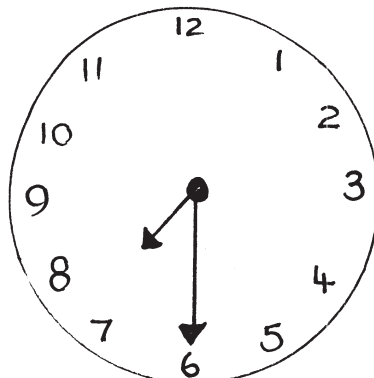
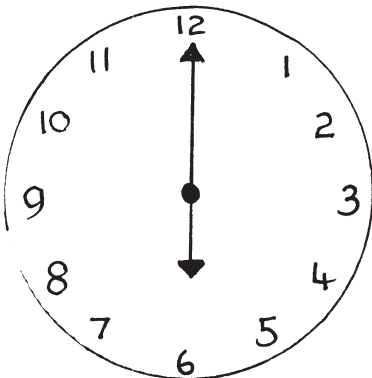
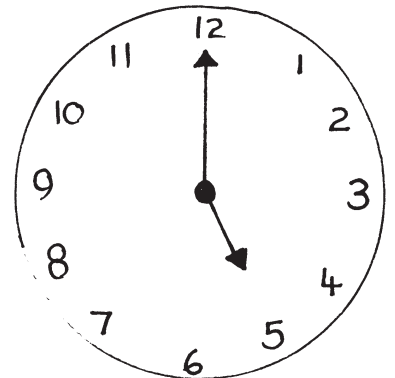
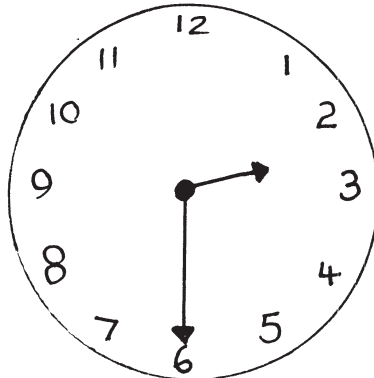

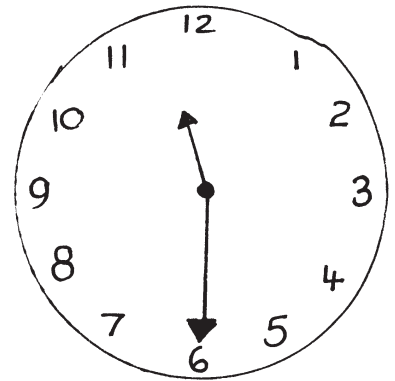
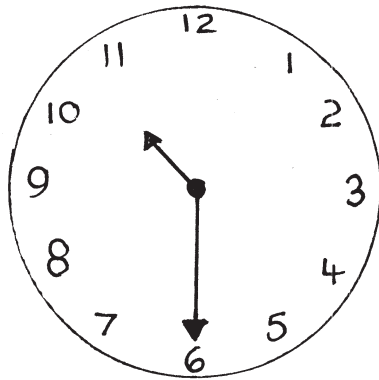

go to bed



half past 9



Cut along lines into individual squares



Cut along lines into individual squares

