

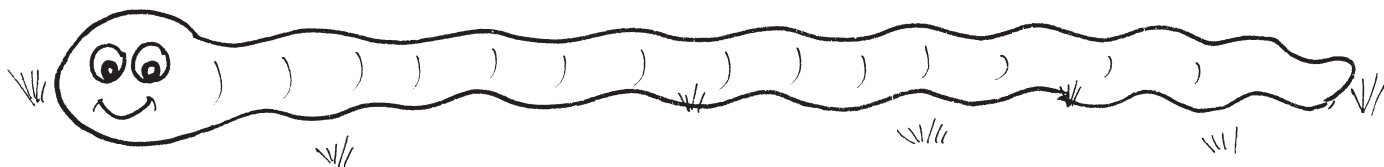
Concepts in Pictures 9

PRESS Black
PRESS Sheep

Long / Short

67, Middleton, Cowling, Keighley, W. Yorks. BD22 0DQ
Tel +44 (0)1535 631346, email: alan@blacksheeppress.co.uk

This worm is LONG !



Colour in this LONG worm.

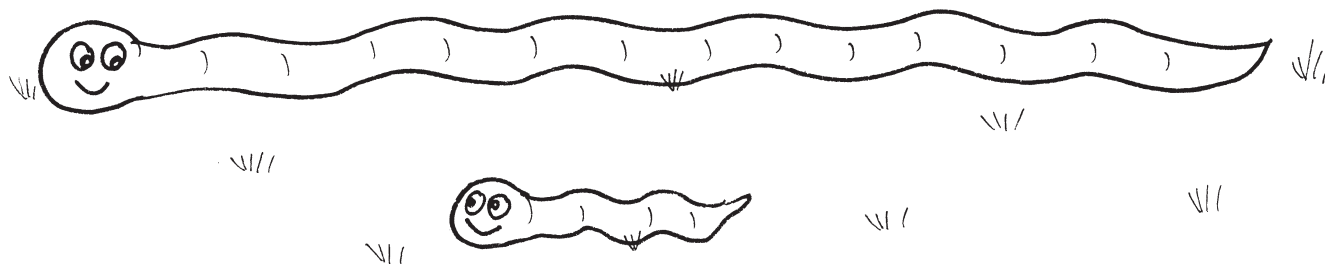
Tell me about this worm

This worm is SHORT !




Colour in the SHORT worm.

Tell me about this worm.



Point to the long worm. Draw spots on the long worm.
Point to the short worm. Draw stripes on the short worm.
Which worm has spots? ... short.. or long?
Which worm has stripes? ... short.. or long?

This is Lucy Long. Draw all the long things on Lucy.




Lucy has...long hair a long nose long earrings...
... long fingers.

Lucy has.... long sleeves
... a long neck
... a long skirt

(join the dots)

Lucy has long shoe laces. Tie them up, Lucy !

This is Shane Short. Draw all the short things on Shane



Shane has... short hair... short socks

Shane has ... short sleeves

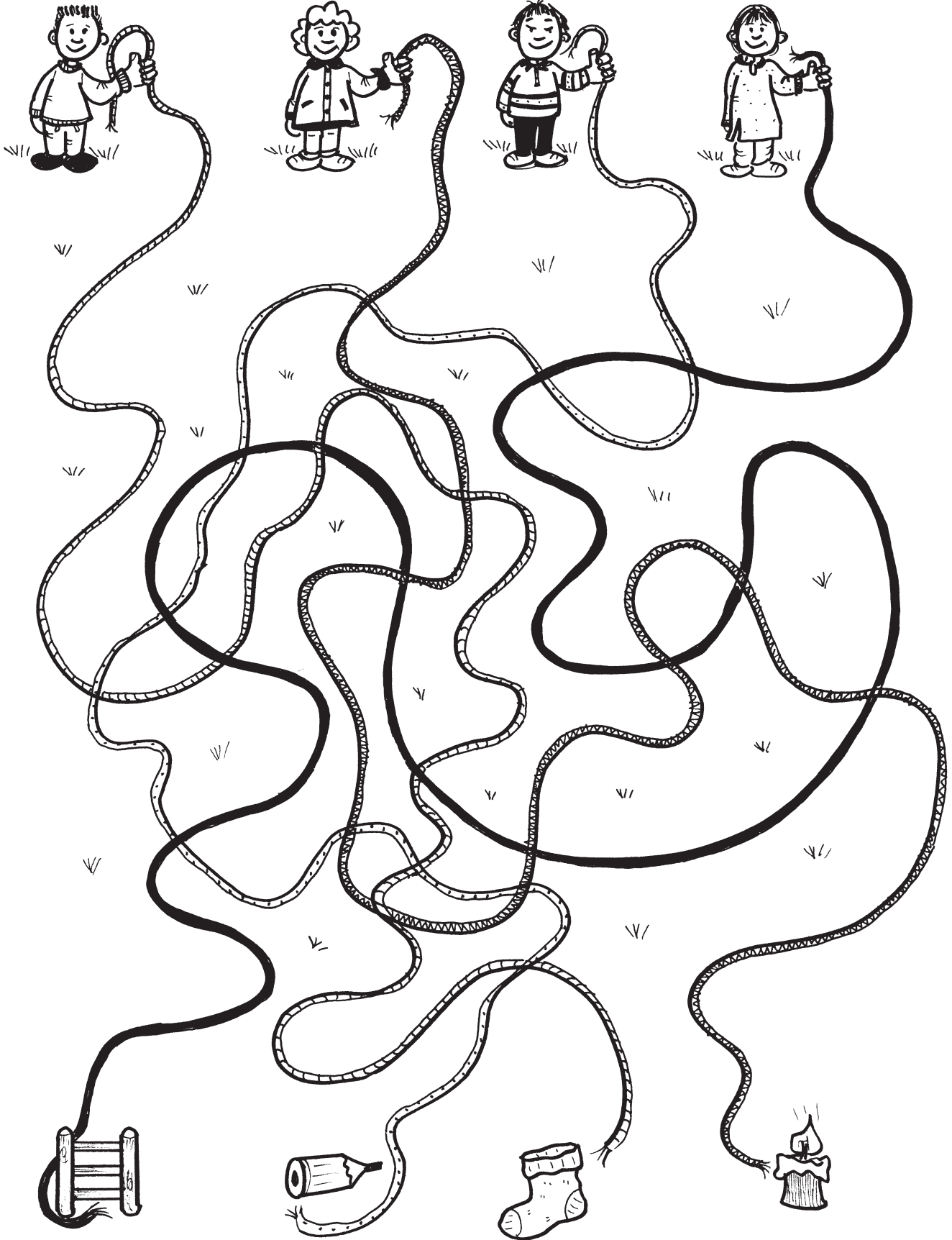
... a short T-shirt

... short trousers.

(join the dots)

Shane is holding a short walking stick

Each child is holding a long piece of string. Follow each long piece of string and say what is at the end of it.



Help Marvin the monster choose the things he needs.




Marvin the monster was hungry. He needed to go to the shop to buy some food

He put on his...


LONG coat....

(draw a circle around the long coat)



...and his SHORT boots....

(draw a circle around the short boots)



... and walked to the shops.


He bought a LONG cucumber....

(draw a circle around the long cucumber)



... a SHORT sausage...

(draw a circle around the short sausage)





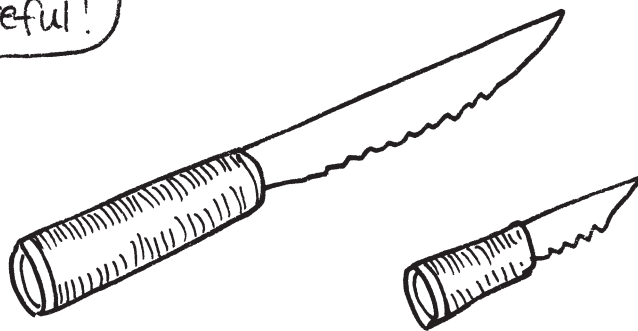

He bought a LONG loaf of bread...



... and a SHORT carrot.



When Marvin got home, he took a LONG kitchen knife...



... and made a long cucumber, sausage and carrot roll.



He wasn't hungry any more!

Do this at school... or at home.

How many people in your class.. or at home... have...

? ? ? ?

How many?
(write ng in box)

? ? ? ?

How many?
(write ng in box)



... short hair



... long hair



... long eyelashes



... short legs



... long legs



... long socks



... short socks



... short skirts



... long trousers



.. short trousers

Barrier Game

Materials

*Copy of pages 9 & 10
for each person
Barrier
Stickers (rewards)*

Make a copy of the following two pages for each person playing the game, so that everyone has a background sheet and a set of insect/animal pictures. Cut up pictures on page 9.

Take a few minutes to talk through these pictures eg. Find the long/short drainpipe; look at this spider with the long/short legs.

Make a simple barrier between the players – a book or ringbinder placed upright between them will do – so that no-one can see what anyone else is doing.

Then give instructions such as:-


- Find the cat with long whiskers.
- Make him climb up the short ladder.

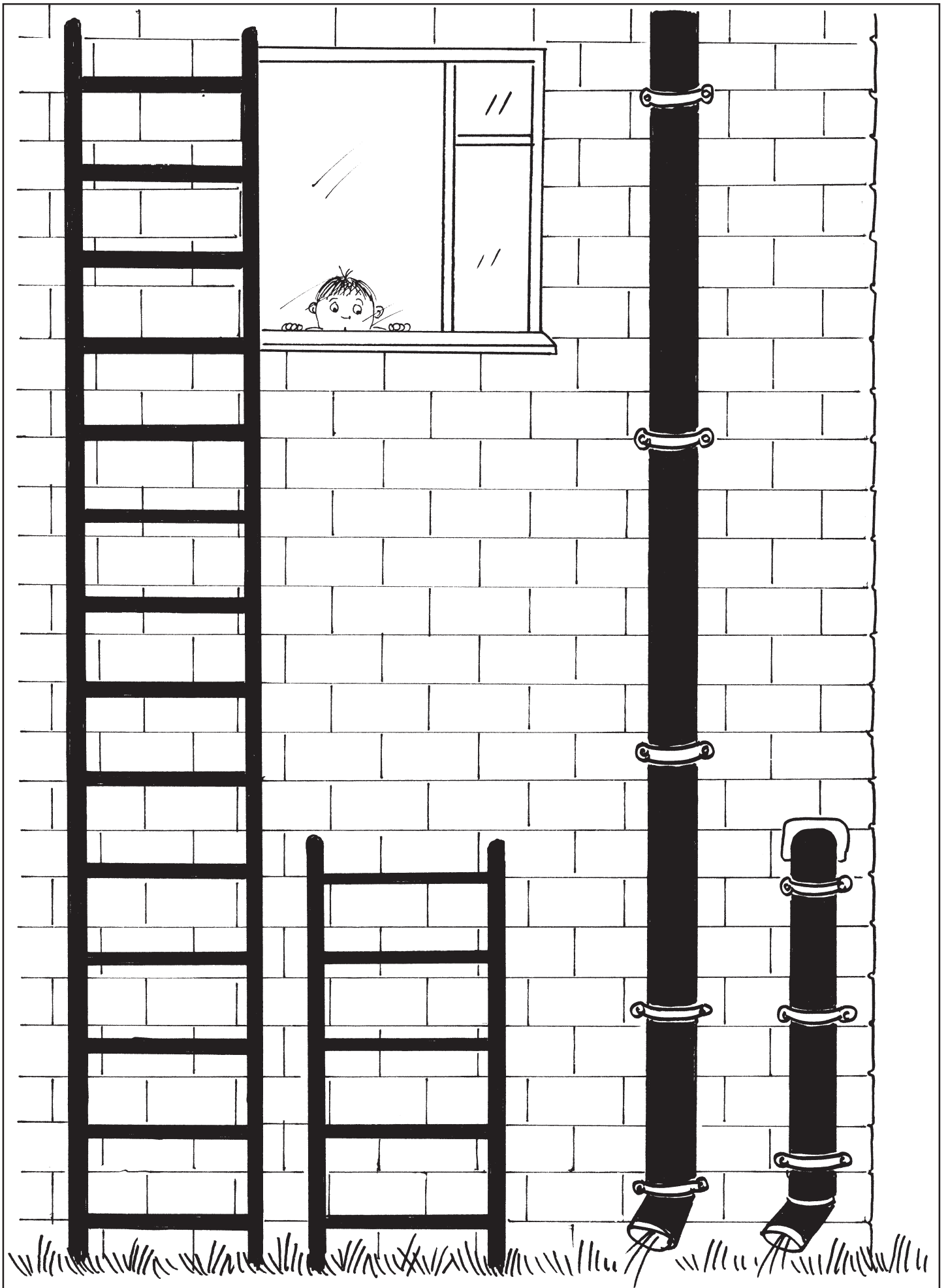
Check if everyone has chosen the correct cat, and placed it at the top of the correct ladder. Stickers could be given as a reward.

Further example instructions:-


- Find the mouse with the short tail.
- Make him climb up the long drainpipe.
- Find the short snake.
- Make him climb up the long ladder.
- Find the short caterpillar.
- Make him climb up the short drainpipe.

Older children could have a turn at giving the instructions to the rest of the group.







Finish off these pictures





Draw long legs on the spider.

Draw short legs on this spider.



Draw a short tail on the dinosaur.



Draw a long tail on this dinosaur.



Draw long whiskers on the cat.

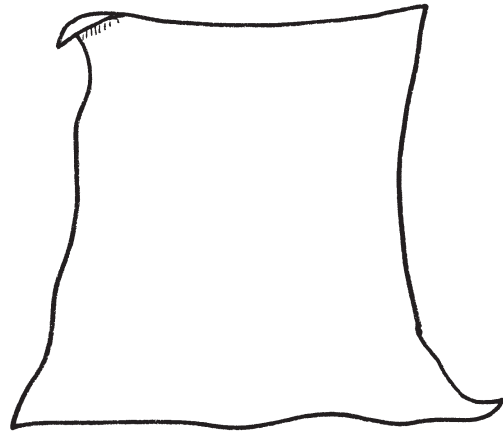
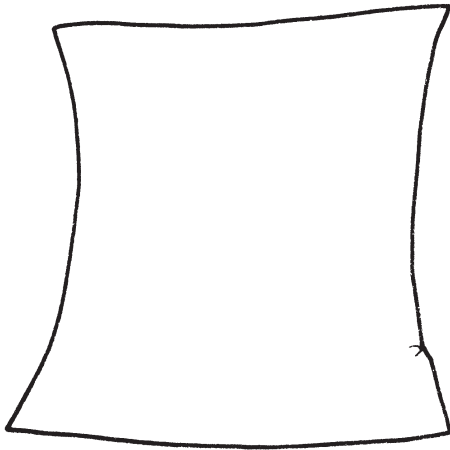
Draw short whiskers on this cat.

Here are more pictures to finish off.



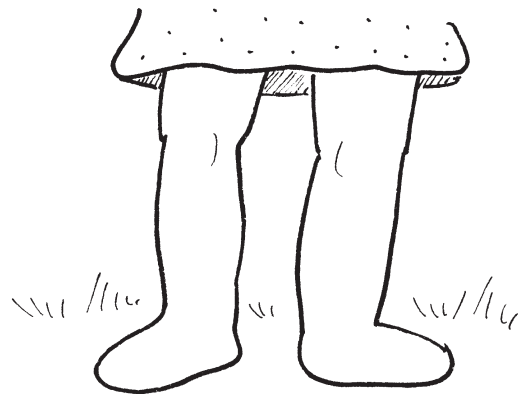
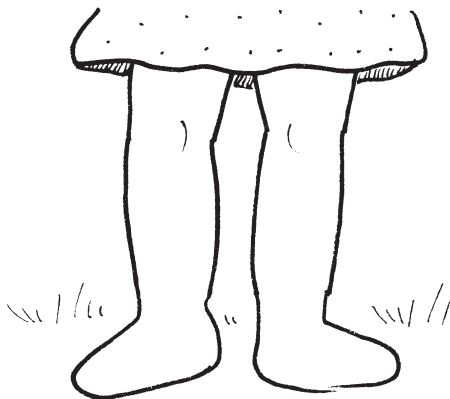
~~~~~  
Draw a long piece of string  
on this balloon.

~~~~~  
Draw a short piece of string
on this balloon.



Draw a short line on
this piece of paper:

Draw a long line on this
piece of paper:



Draw long socks.

Draw short socks

Long & Short Game

Instructions for page 14

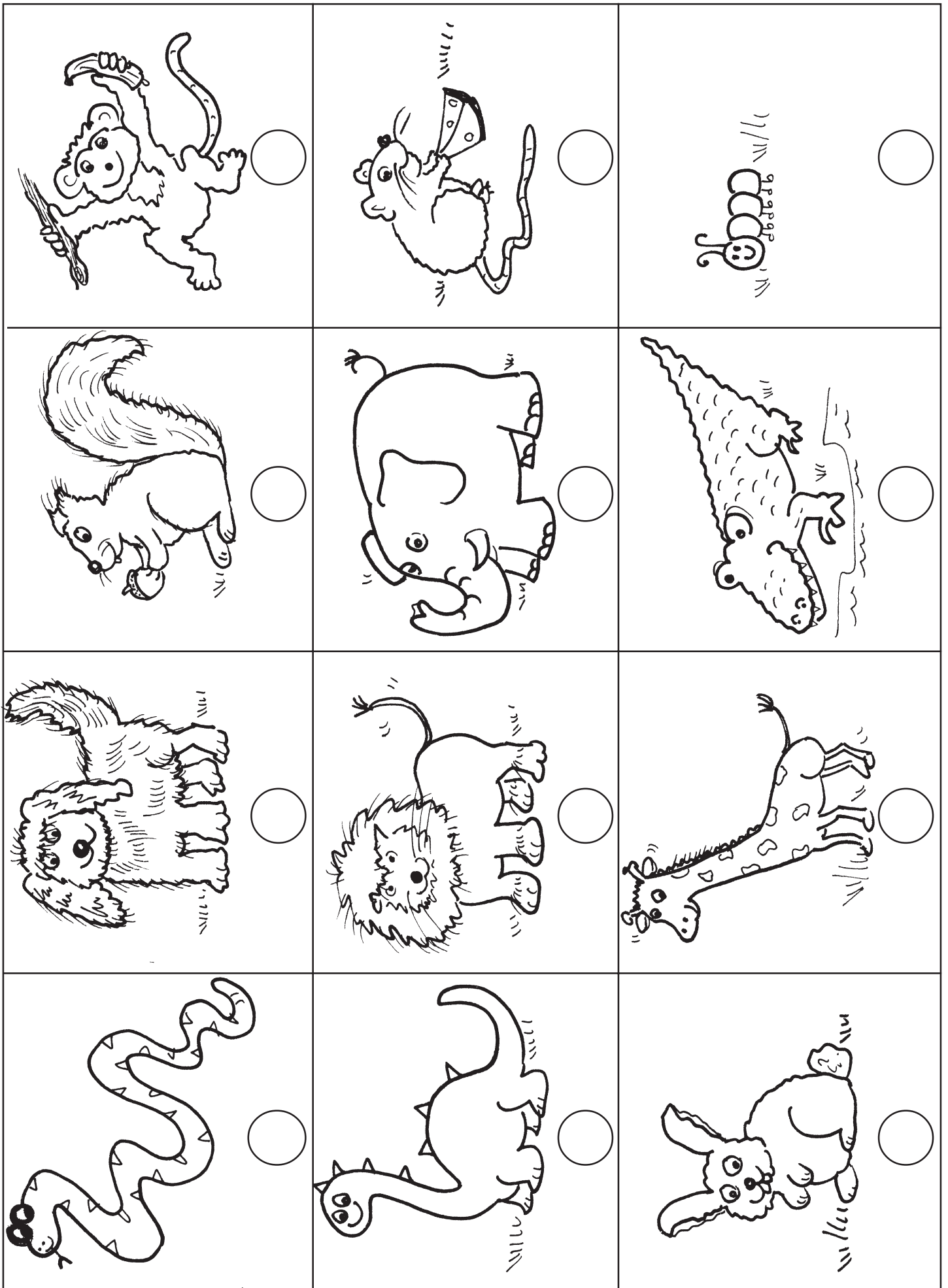
Materials Ask the child to look briefly at, and to name, the pictures on page 14.
Copy of page 14

As you ask each question, look at every picture in turn, to decide which animals have long necks...or short tails etc.

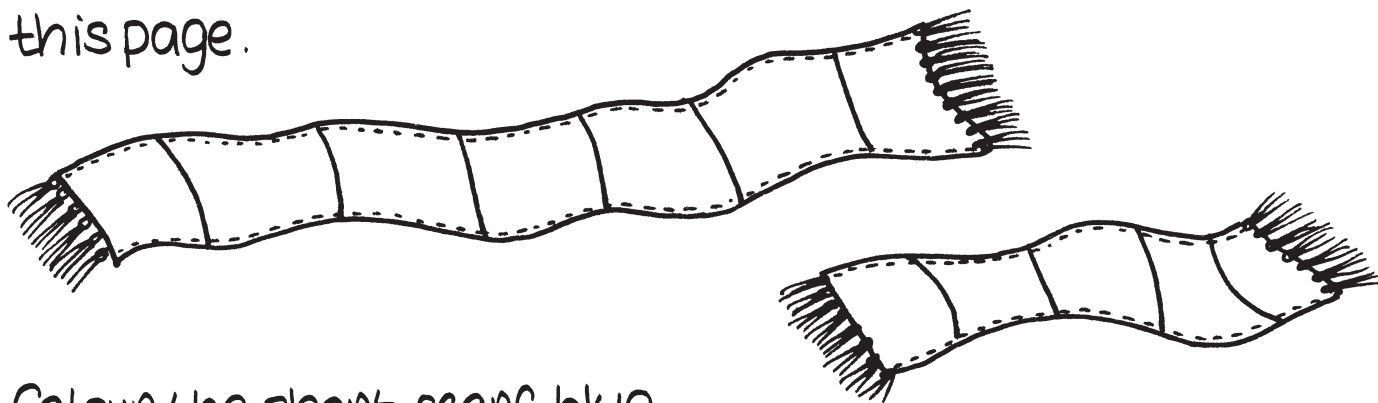
Put a tick in the circle under the picture if the child thinks that that animal **does** have a long neck...short tail etc.

Look carefully! More than one animal might have a long neck...or a short tail etc.

- Which animals have a long neck?
- Which animals have a short tail?
- Which animals have a long nose?
- Which animals have short hair?
- Which animals have long ears?
- Which animals have a long tail?
- Which animals have short legs?
- Which animals have long hair?
- Which animals have short whiskers?
- Which animal is just ... long?
- Which animal is just ... short?



You will need a blue crayon and a red crayon for this page.




Colour the short scarf blue.

Colour the long scarf red.

Tell me about the blue scarf.

Tell me about the red scarf.




Colour the long snake blue.

Colour the short snake red.

Tell me about the blue snake.

Tell me about the red snake.



Colour the short string of beads red.

Colour the long string of beads blue.

Tell me about the red string of beads.


Tell me about the blue string of beads

Listen and join in with this story



Daddy Bear said to Ted Bear, "You need some new clothes. Let's go shopping."


Ted Bear tried on a jumper:



"That looks nice," said Dad.

"But Dad," said Ted Bear, "the sleeves are too.....
... (say the missing word)


Ted Bear tried on a pair of jeans



"They look nice," said Dad.


"But Dad," said Ted, "the jeans are too.....
... (say the missing word)

Ted Bear needed a belt for his jeans.



"That's fine," said Dad.
"But Dad," said Ted,
"the belt is too....
... (say the missing word)"

"All you need now," said Dad, "is a haircut."



"That's fine," said Dad.
"But Dad," said Ted,
"my hair is too....
... (say the missing word)"

When Mum saw Ted Bear, she was cross! She said,




"The sleeves are too

His jeans are too

The belt is too

His hair is too

Spot FOUR differences between each pair of pictures.
Use the words... LONG... and... SHORT



Barrier Game 2.

Use the instructions on page 8... but this time, make the people and vehicles move along the long or short road e.g. find the girl with long hair. Make her walk on the long road.

