

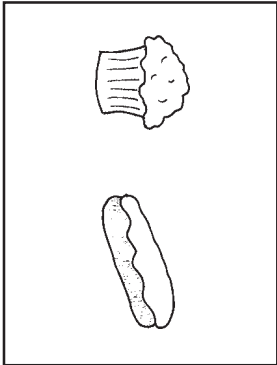
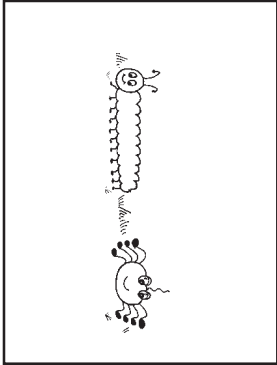



Either Or



Either / Or, CIP 16

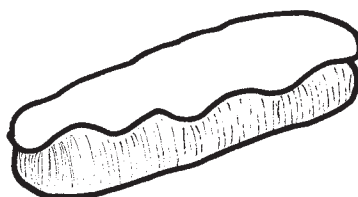


Either.... Or !

These are words we use when we are choosing something.

Look at these lovely cakes

Colour in the chocolate muffin.



There's pink icing on this bun.

Daniel wants both cakes...but he's only allowed to have one. Which one do you want, Daniel? You can choose

... either the muffin... or the iced bun.

Either


Or

Cut out the flashcards to help you hear and use these words.

By the way, Daniel chose...
... the chocolate muffin.



Point to the words.. 'either..' and 'or'..as you give the child the instructions... or use the flashcards.



Colour in either the dog's nose... or the cat's tail.




Draw spots on either the caterpillar... or the spider.




Draw a nose on either the monster... or the clown.

Here are some more choosing games.




either

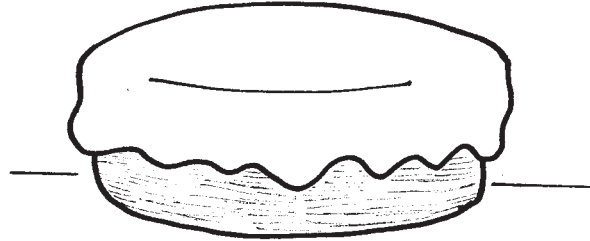


or

Draw a tail on either the monkey... or the elephant




either




or

Draw cherries on either the ice-cream... or the cake



either




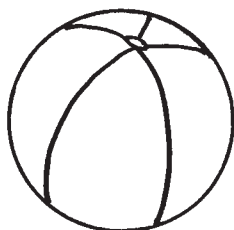
or

Colour in either the girl's hair... or the rabbit's ears.

Now the child becomes the teacher. Say... "It's your turn to make me choose. Remember to say 'either...or:'"




Colour...




either

or

Colour either the ball or the car



Draw...



either

or

Draw either the cat's eyes... or the bear's eyes



Draw...



either


or

Draw either the caterpillar's legs... or the spider's legs.

You be the teacher again.



Colour..



either




or

Colour in either the flower... or the tree




Draw...



either

Draw either a fish....



or

or a mouse



Colour..



either



or

Colour in either the ladybird... or the worm

Either...or Action Game

Cut out the pictures on this and the next page. Mix them up, and place face down on the table in two piles. Take it in turns to take the top picture from each pile, and say "You must either (show first picture) wave your hand ... or (show second picture) stick out your tongue." Use the flashcards as a reminder. The person takes the picture they have chosen, and carries out the action.



Wave your hand



Stick out your tongue



Stamp your foot



Stand up straight



Close your eyes.



Count to 5



Stand on one leg



Open your mouth



Sing a song



Cross your arms



Stick your fingers in your ears



Tell a joke



Bend down.. and touch your toes.



Nod your head



Pretend to be an animal



Rub your tummy and pat your head




Shake your head.




Pretend to be a ghost.

Put your pencil on either the dog or the cat. Now choose to follow either the dotted line, or the black line from the animal. Follow the line. At the end of the line, choose either the food or the toy to give to the animal.




Cut out the answer cards on page 11, and keep them hidden from the child. Look at each picture on this, and the next sheet, and ask the child to help Kellis decide what to do. When the child has decided, look at the answer cards to see what Kellis will find!



What must Kellis do?


Example Child: Open either the red door...or the green door.
 (use flashcards to prompt use of either/or)
 Adult: Which one will she choose?
 Child: the red door.
 Adult: OK! Let's see what she'll find behind the red door



What must Kellis do?



What must Kellis do?



What must Kellis do?



Colour this bag red.



What must Kellis do?



Colour this bag blue

Behind the green door isa
big **MONSTER!**



Behind the red door, is... her
best friend.



In the big chest is... a scary
BEAR!



In the little chest is.... a pile of
money



In the spotted parcel is...a
skateboard



In the striped parcel is... a big
hairy **SPIDER**



At the end of the wide road
lives... a wicked **WITCH!**




At the end the narrow road is.....
an ice cream van





In the red bag is... a little puppy





In the blue bag is... a
CROCODILE !




Sometimes it's hard to choose! Use 'either' and 'or' as you decide what you want.



What would you like to eat?
I'll have either or





What would you like to drink?
I'll have either or




What pudding would you like?
I'll have either or



Here are some more difficult choices to make



Which pet will she choose?... either.... or....




Which toy will he choose?... either...or



Which one will he choose?... either... or


Where Would You Find It ?

Look at the first picture in each row... then circle the places where you might find it. There will be more than one place on each row, so use "either"... "or."
Example: You find a fish in either a bowl, or a pond.

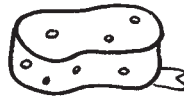


Circle the things you need... but there will be more than one to choose. Use 'either'...'or'.


What do you need to go fishing?




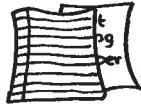
What do you need to wash your face?




What do you need to tell the time?




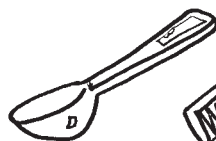
What do you need to write with?





What do you need to keep your feet warm?



What do you need to make your hair look neat and tidy?



Tess has lovely long hair...but today, she wants to look different! What could she do with her hair?






She could either

or

Tom needs a haircut, but he can't decide how he wants the hairdresser to cut his hair!

How could Tom have his hair cut?



He could either

or

Either/Or Story

- Instructions** Look at the pictures while I tell you the story.
Listen carefully, because I'm going to ask you some questions about the story when I've finished.
- Picture 1** Jack and his friends were playing football in the park.
- Picture 2** Someone kicked the ball too hard and it went over the park wall, into a garden.
- Picture 3** "Who is going to get the ball?" asked Ben.
- Picture 4** "Well, it's got to be either you or me," said Jack, "Because we're the biggest."
"I know," said Ben, "We'll both go!"
- Picture 5** Jack and Ben climbed over the wall and into the garden.
- Picture 6** "I can't see the ball," said Ben, "It's got to be either in those bushes or among the trees. Let's look!"
- Picture 7** Just then, they were grabbed by a witch!
- Picture 8** "What are you doing in my garden?" screamed the witch, "You've either come to steal my magic spells, or burn down my house?"
"No," said Ben, "We've only come to get our ball."
- Picture 9** "I don't believe you!" yelled the witch, "I'm going to change you both either into spiders... or frogs! You choose!"
- Picture 10** "Either let us go...or tell us off...but PLEASE, don't turn us into anything," begged Jack.
- Picture 11** Suddenly, Ben saw that the witch had dropped her magic wand on the grass.
- Picture 12** Ben managed to pull himself away and grabbed the magic wand.
- Picture 13** "Right" shouted Ben pointing the wand at the witch, "Either let Jack go... or I'll turn you into a frog"
- Picture 14** She let Jack go, and both boys jumped back over the wall.
- Picture 15** They ran through the park, and didn't stop until they got home.
- Picture 16** "Next time we play footie, it'll be either in my garden or in yours," said Jack.
"Agreed" said Ben."

Can you answer these questions?


- 1** When the ball went over the wall, Ben said, "Who's going to get it?"
What did Jack say?
- 2** When Jack and Ben climbed over the wall, they couldn't see the ball.
Where did Jack say it might be?
- 3** Why did the witch think the boys had come into her garden?
- 4** What was the witch going to turn the boys into?
- 5** What did Jack say to the witch?
- 6** Ben managed to get hold of the magic wand.
What did he say to the witch?
- 7** Where are the boys going to play football next time?




1




2



3



4



5




6



7




8



9




10



11



12



13



14



15



16