
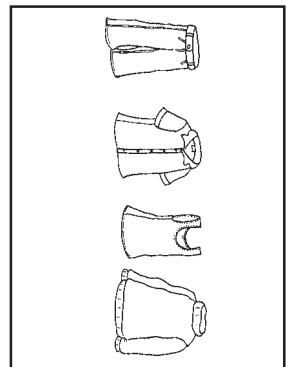

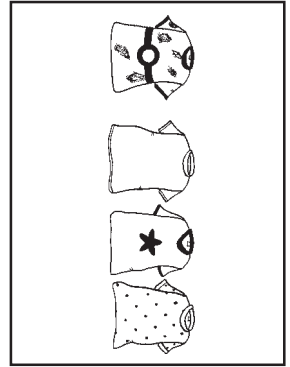


All Except



All / Except, CIP 15



All.... except

We use these words when someone..or something is missed out!

Listen to me talk about these pictures.



Ben



Sita



Ashley



Paige



Ali

The ice-cream van has just visited the street! Yum!

All the children have ice-creams.

Is that right? Do all the children have ice-creams?

All the children have ice-creams... EXCEPT Paige.

Say that with me. (Repeat with the child, using the flash cards to highlight the words)

all

except

Let's practise those words again.



All the children are playing football.

Is that right?

Are all the children playing football?


All the children are playing football

... EXCEPT Ben. (use flashcards)


What about this picture? use the words "all" "except".




Talk about these pictures in the same way. Use the flashcards to help you remember the words.. "all".. "except"




Do all the girls have long hair ?




Do all the fish have spots ?




Do all the boys wear glasses ?



Are all the t-shirts clean?





Do all the monsters have three eyes?


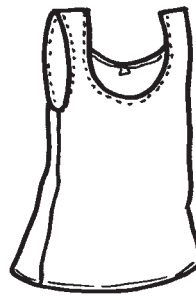


Do all the dinosaurs have long necks?



'Listen and do' sheets. (The adult reads the instructions to the child)



Draw eyes on all the toys ... except the teddy.




Draw spots on all the clothes ... except the trousers.


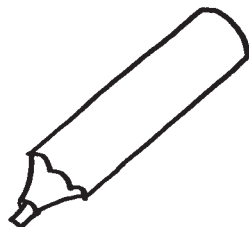
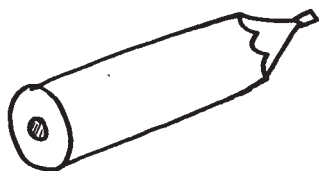


Colour in all the animals .. except the monkey.



Here are more 'listen' and 'do' pictures



Draw spiders on all the fruit...except the banana.




Colour in all the pencils... except the broken one.




Draw rain pouring from all the clouds.. except the white one





Follow the strings to find out if all the children are holding balloons. Talk about the picture using "all...except"




The dog is looking for something to eat ! All the paths lead to something nice... except one ! Find out which one... then talk about the picture




Draw a circle around the 'odd-one-out' in each line.
 Use.."all.."except" to say why it is the odd-one-out.



Talk about the 'odd-one-out' in each row. Use the words.. "all"..
 .."except." eg. All the snowmen have buttons.. except that one.




Listen to this story... answer the questions



Mickey Monster is really fussy about the food he eats. It drives his Mum mad!

Mum said, "Eat all your sausages




Mickey said, "I'll eat them all... except that burnt one!"

(Make one of the sausages look burnt)


What did Mickey say?

Mum said, "Eat all your vegetables."




Mickey said, "I'll eat all the vegetables...
... except the carrots"
(Colour the carrots orange)
What did Mickey say ?

Mum said, "Eat all your chips."



Mickey said, "I'll eat all the chips...
... except that big one!"
(Draw a big chip on the plate)
What did Mickey say ?



Mum brought in three biscuits on a plate. Mickey said, "I'll eat all the biscuits!"

"Oh really!" said Mum. "Well, you can eat all the biscuits... EXCEPT the broken one. That's for the dog!"

(Draw a monster dog)

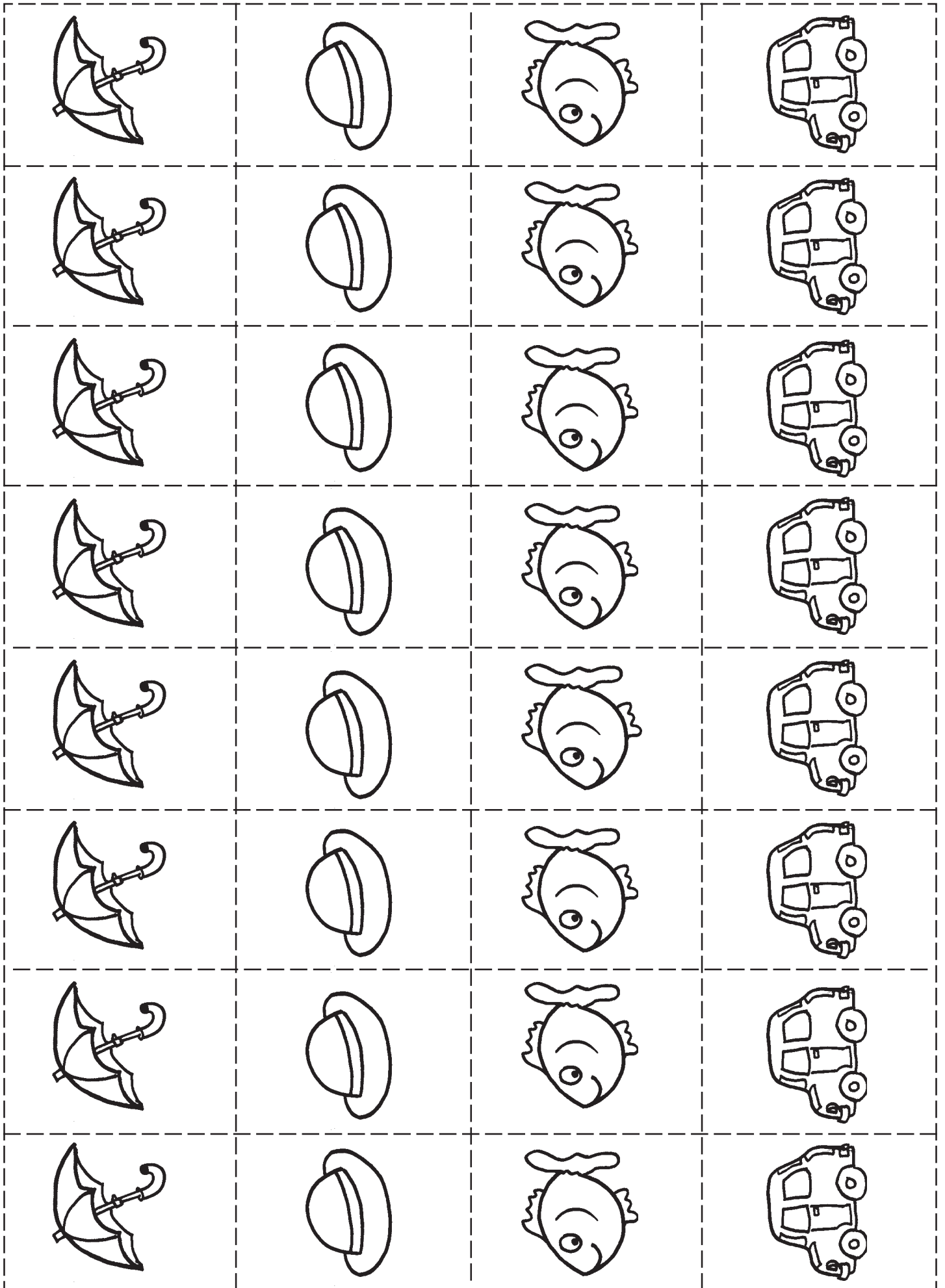
... and you can eat all the biscuits... EXCEPT the chocolate one. That's for me!" What did Mum say?


"Oh well," said Mickey. "I'll eat the one that's left."



Finding Game

- Preparation** Colour in the objects on the next two pages. Use only four colours and ensure that there are two items of each colour e.g. two red shoes, two blue shoes, two green shoes and two yellow shoes.
Cut out the pictures into individual cards, shuffle and place face up on the table.
- Game** This can be played in a one to one setting or small group. The adult says, "pick up all the shoes... except the blue ones; pick up the cars.. except the red ones; pick up the balloons... except the yellow ones etc." Carry on until all the named items have been picked up. Correct and repeat as the game progresses.
- Variations**
- Use fewer pictures to make the task easier i.e. put out only the cars, spoons and shoes.
 - Make the game more active by hiding pictures around the room.
 - Group game - Give each child an identical set of cards to turn into a "speed game" i.e. the first person to "pick up all the cars.. except the red ones" receives a sticker.





Barrier Games

On the next three pages you will find barrier games which can be used in a one to one or group setting to check comprehension and encourage use of "all" and "except"

The child or each member of the group is given an identical picture sheet. The adult also has a picture sheet in front of them.

Ensure that no one can see anyone else's picture sheet. This can be done by standing books or folders on end to make the screen or by seating children on separate tables or back to back if appropriate.

Explain to the children that they must listen carefully to the instructions and that afterwards everyone will check to see if they have done the same thing.

The adult then reads out the instructions and also carries out the tasks on their own sheets

When all the instructions have been read out, take away the barriers and compare sheets. This will give you the opportunity to review, repeat and reinforce the concepts. *e.g. "I said draw the apples on all the trees ... **except** the big one.... But look what David's done.... He's put apples on all the trees! Who got it right?"* etc.

Instructions

Barrier Game 1

1. Draw a cross in all the circles except the little one
2. Draw a star in all the squares except the big one
3. Put a tick on all the pencils except the broken one
4. Put a dot on all the faces except the sad one
5. Draw a circle in all the clouds except the black one

Barrier Game 2








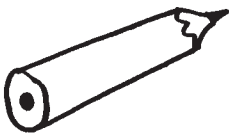



1. Draw apples on all the trees except the little one
2. Draw eyes on all the animals except the rabbit
3. Draw legs on all the caterpillars except the big one
4. Draw stripes on all the t-shirts except the dirty one
5. Draw spots on all the socks except the long one

Barrier Game 3







(You will need coloured pencils, red, blue, green, yellow and black)

1. Colour all of the spiders black except the little ones
2. Colour all the snakes green except the spotty ones
3. Colour all the cups blue except the broken ones
4. Colour all of the flowers yellow except the big ones
5. Colour all the monsters red except the sad ones

Barrier Game 1



Barrier Game 2



Barrier Game 3

