

# easylearn e-books

## The Write Reason

A COLLECTION OF PICTURES AND ACTIVITIES TO ENCOURAGE INDEPENDENT WRITING



Click here  
to open  
the book.

### This e-book is licensed to:

Integrated Treatment Services  
Brooklyn House  
44 Brook Street  
Shepshed  
LE12 9RG  
United Kingdom

**Only the named person or institution has permission to use this e-book. To use this book without the permission of Easylearn is illegal. Any other person or institution may NOT use this book, but can purchase a licensed copy at [www.easylearn.co.uk](http://www.easylearn.co.uk).**

© Easylearn. All rights reserved. The copyright of all materials in this publication remains the property of the publisher. No part of this book may be altered, reproduced, stored in a retrieval system, or transmitted, in any form or by any means, for whatever purpose, without the prior written permission of Easylearn. Easylearn allows all pages in this book to be photocopied for educational use by the person or institution purchasing the licence only, and only for use by that person or within that institution. Such copies may be made in any quantities.

### WARNING


**Unauthorised sharing of this file is theft.  
Be sure you have bought a licence for viewing and printing this document.  
[Click here](#) to buy a licence.**

easylearn

# The Write Reason

A COLLECTION OF PICTURES AND ACTIVITIES TO ENCOURAGE INDEPENDENT WRITING

This page is licensed to be used by Integrated Treatment Services only.



Integrated Treatment Services



# The Write Reason

A COLLECTION OF PICTURES AND ACTIVITIES TO ENCOURAGE INDEPENDENT WRITING

## NOTES FOR TEACHERS

*The Write Reason* is a collection of worksheets designed to encourage independent narrative writing, from sentence formation to story writing. The pictures and activities within the book require pupils to access information from a variety of sources including pictures and charts and then to use it in their writing.

The sheets provide opportunities for pupils to write at different levels and for different purposes. These include selecting words to make sentences, using information from charts and free writing. *The Write Reason* is designed to be used flexibly at the discretion of the teacher. The section on *scenes*, for example, could be used at several levels, ranging from writing simple sentences to descriptive writing. During our successful trials of the book, many teachers told us that they found it useful for other areas of the English Curriculum. *Charts*, for example, can be used as the basis of comprehension exercises, the *scenes* provide ample opportunity for speaking and listening activities and the *sentence makers* are useful for grammar work.

The book has a wide appeal: it is suitable for Key Stage 2 pupils and may also be used with some Key stage 1 and Key Stage 3 pupils. It is particularly suitable for sentence level work in the Literacy Hour. *The Write Reason* relates to National Curriculum English Attainment target 3 (Writing) level 2 and the Scottish English Language 5-14 Writing, levels A and B.

Please note that the lines at the top of the *scenes* and *stories from pictures* are intended for the teacher or pupil to write in a suitable title.

written by Maggie Jack  
illustrated by Julia Syson

All rights reserved. The copyright of all materials in this publication remains the property of the publisher. No part of this book may be reproduced, stored in a retrieval system, or transmitted, in any form or by any means, for whatever purpose, without the prior written permission of Easylearn. Easylearn allows all pages in this book to be photocopied for educational use by the purchasing institution only, and only for use within that institution. Such copies may be made in any quantities.


**Please note that pages may only be copied by the school or institution which has purchased the book. Copies may NOT be made for use by other schools or institutions.**


# Contents


---


		<b>page</b>
Scenes	<i>Busy pictures for children to write simple sentences about; at a higher level they can be used for descriptive writing. (Useful also for improving visual skills.)</i>	1 to 12
Sentence Makers	<i>Selecting words to make a variety of sentences. Provides opportunity for re-reading and re-writing words.</i>	13 to 20
Writing from pictures	<i>To encourage use of adjectives, detailed pictures for sentence writing.</i>	21 to 28
Using charts	<i>Information provided in charts to be expanded into sentences. (Words to help box empty - to be filled in by adult working with child or as 'have a go' space for child.)</i>	29 to 38
Stories from Pictures	<i>Sequences of pictures for children to write about.</i>	39 to 50

---


































# Sentence Maker 1

This	coat	is	new.
His	book	was	
The	curtain	are	torn.
	picture		

Write one word from each column to make sentences.

- 
- 
- 
- 
- 
- 

This page is licensed to be used by Integrated Treatment Services only.

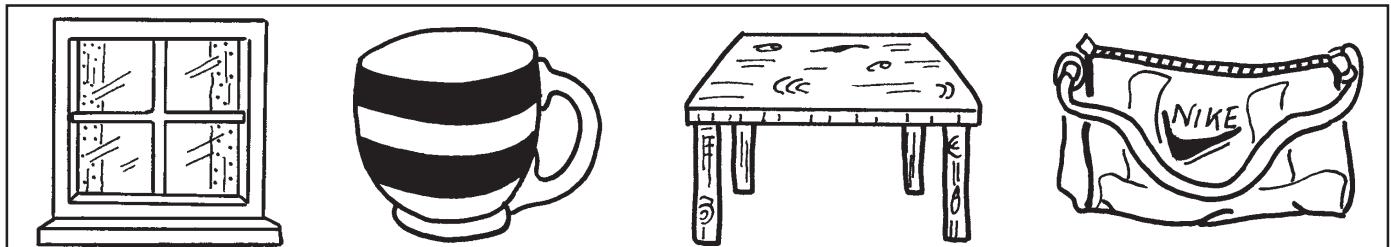


## Sentence Maker 2

The	window	is	broken.
That	cup	was	dirty.
	table		wet.
	bag		

Write one word from each column to make sentences.

This page is licensed to be used by Integrated Treatment Services only.






# Sentence Maker 3

This	red	pencil		mine.
These	blue	hat	is	his.
	yellow	gloves	are	hers.
	green	boots		

Write one word from each column to make sentences.

- 
- 
- 
- 
- 
- 




# Sentence Maker 4

I	can	see	a	lion.
We	can't	hear	an	elephant.
		draw		monkey.
				parrot.

Write one word from each column to make sentences.

This page is licensed to be used by Integrated Treatment Services only.




# Sentence Maker 5

The	girl	caught		mouse.
A	cat	chased	a	ball.
	dog	found		bird.
				stick.

Write one word from each column to make sentences.

- 
- 
- 
- 
- 
- 




# Sentence Maker 6

The	children	play	rounders	in		garden.
Those	boys	played	marbles	by	the	park.
	girls					school.

This page is licensed to be used by Integrated Treatment Services only.

**Write one word from each column to make sentences.**




# Sentence Maker 7

The	girl	is	mending	the	trousers	carefully.	
	man	was	washing	her	shirt		quickly.
	boy		ironing	his	jacket		
					shorts		

Write one word from each column to make sentences.

- 
- 
- 
- 
- 
- 
- 
- 
- 

This page is licensed to be used by Integrated Treatment Services only.




# Sentence Maker 8


The	new	car	went	up	the	street.
That	old	bike	raced	down	that	hill.
	red	bus	sped			
	noisy					

Write one word from each column to make sentences.

This page is licensed to be used by Integrated Treatment Services only.








**Write sentences about the teddy bear.**

- 
- 
- 
- 
- 

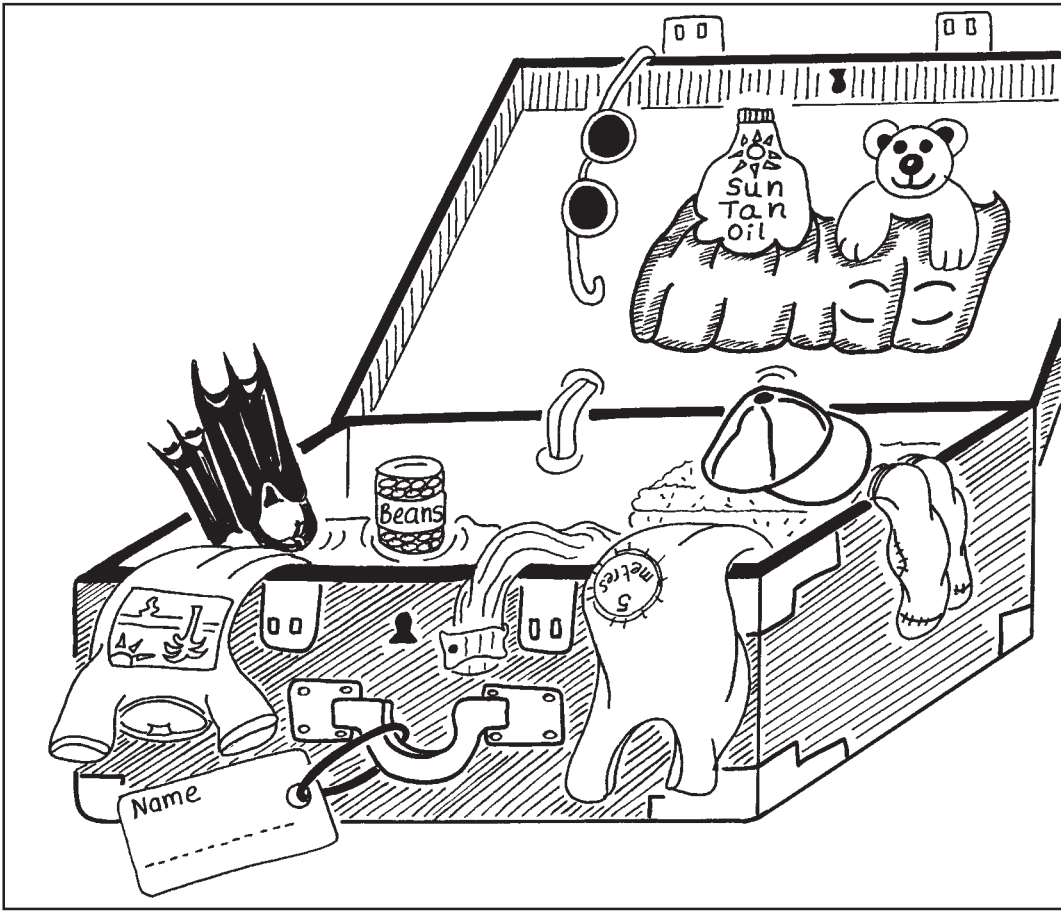
**Words  
to help**



**Write sentences about the dragon.**

- 
- 
- 
- 
- 

**Words to help**



**Write sentences about the suitcase.**

- 
- 
- 
- 
- 


**Words to help**



**Write sentences about the old house.**

- 
- 
- 
- 
- 

**Words to help**



**Write sentences about the pencil tin.**

- 
- 
- 
- 
- 

**Words to help**




This page is licensed to be used by Integrated Treatment Services only.

**Write sentences about the dog.**

- 
- 
- 
- 
- 

**Words  
to help**



**Write sentences about the bedroom.**

- 
- 
- 
- 
- 

**Words  
to help**



This page is licensed to be used by Integrated Treatment Services only.

**Write sentences about the boat.**

- 
- 
- 
- 
- 

**Words  
to help**



# Using Charts 1

Use the chart to find out about the children.  
Write about Sam, Dana and Ravi.

	Age	Pets	Brothers & sisters	Hobbies	Favourite school lessons
<b>Sam</b>	10 years	1 rabbit 2 mice	2 brothers 1 sister	<ul style="list-style-type: none"> <li>•skate-boarding</li> <li>•cooking</li> </ul>	<ul style="list-style-type: none"> <li>•football</li> <li>•writing</li> </ul>
<b>Dana</b>	7 years	1 cat	None	<ul style="list-style-type: none"> <li>•dancing</li> <li>•sewing</li> </ul>	<ul style="list-style-type: none"> <li>•reading</li> <li>•basketball</li> </ul>
<b>Ravi</b>	12 years	2 dogs	1 brother 3 sisters	<ul style="list-style-type: none"> <li>•computer games</li> <li>•bike riding</li> </ul>	<ul style="list-style-type: none"> <li>•science</li> <li>•drawing</li> </ul>



**Words to help**

## Using Charts 2

Use the chart to find out about the children.  
Write about Tim, Tania and Sara.

	Age	Pets	Brothers & sisters	Hobbies	Favourite school lessons
<b>Tim</b>	8	1 horse 3 dogs	0 brothers 1 sister	•horse-riding •painting	•history •cooking
<b>Tania</b>	13	None	1 brother 1 sister	•camping •roller-skating	•swimming •drama
<b>Sara</b>	11	2 snakes 5 fish	3 brothers 0 sisters	•tennis •football	•games •art



**Words  
to help**

# Using Charts 3

Use the chart to find out about the people.  
Write about Dan King, Jo Bone and Mara Fox.

	Job	Age	Colour of hair	Colour of eyes	Other features	Interests
<b>Dan King</b>	Teacher (10 years)	34	brown	blue	•moustache and beard	•playing darts
<b>Jo Bone</b>	Works in a garage (4 years)	23	blonde	green	•scar over left eye	•gardening
<b>Mara Fox</b>	Busdriver (8 years)	29	black	brown	•wears glasses	•swimming





**Words to help**

# Using Charts 4

Use the chart to find out about the people.  
Write about Laura Jones, David Ford and Liam Smith.

	Job	Age	Colour of hair	Colour of eyes	Other features	Interests
<b>Laura Jones</b>	Nurse (6 years)	25	ginger	green	• wears glasses	• climbing mountains
<b>David Ford</b>	Window cleaner (20 years)	38	blonde	brown	• scar on nose	• going to the cinema
<b>Liam Smith</b>	Cook (10 years)	29	black	blue	• moustache	• playing the drums








**Words to help**

This page is licensed to be used by Integrated Treatment Services only.

# Using Charts 5

Use the chart to find out about the make believe animals.  
Write about Heg, Plod and Chash.




	What it looks like	What it eats	Where it lives	Unusual features
<b>Heg</b> 	<ul style="list-style-type: none"> <li>covered in red spikes</li> <li>40cm long</li> </ul>	<ul style="list-style-type: none"> <li>fruit (especially apples)</li> <li>worms</li> </ul>	<ul style="list-style-type: none"> <li>in a wood, under leaves</li> </ul>	<ul style="list-style-type: none"> <li>has no legs</li> <li>slides on ground</li> </ul>
<b>Plod</b> 	<ul style="list-style-type: none"> <li>purple</li> <li>10m high</li> </ul>	<ul style="list-style-type: none"> <li>grass</li> <li>leaves</li> </ul>	<ul style="list-style-type: none"> <li>on hills, near rivers</li> </ul>	<ul style="list-style-type: none"> <li>has three legs</li> <li>swims well</li> </ul>
<b>Chash</b> 	<ul style="list-style-type: none"> <li>yellow with large teeth</li> <li>2m across</li> </ul>	<ul style="list-style-type: none"> <li>anything, but likes stones best</li> </ul>	<ul style="list-style-type: none"> <li>in bushes, in hot countries</li> </ul>	<ul style="list-style-type: none"> <li>has no eyes</li> </ul>




**Words to help**

# Using Charts 6

Use the chart to find out about the make believe animals.  
Write about Grad, Plent and Spint.

	What it looks like	What it eats	Where it lives	Unusual features
<b>Grad</b> 	<ul style="list-style-type: none"> <li>• blue with red eyes</li> <li>• 30cm high</li> </ul>	<ul style="list-style-type: none"> <li>• small fish</li> </ul>	<ul style="list-style-type: none"> <li>• at the bottom of the sea</li> </ul>	<ul style="list-style-type: none"> <li>• has five eyes</li> </ul>
<b>Plent</b> 	<ul style="list-style-type: none"> <li>• brown with orange hair</li> <li>• 3m high</li> </ul>	<ul style="list-style-type: none"> <li>• flies and rocks</li> </ul>	<ul style="list-style-type: none"> <li>• in the desert</li> </ul>	<ul style="list-style-type: none"> <li>• has six legs</li> <li>• can run very fast</li> </ul>
<b>Spint</b> 	<ul style="list-style-type: none"> <li>• green</li> <li>• 1m high</li> </ul>	<ul style="list-style-type: none"> <li>• spiders</li> <li>• birds</li> </ul>	<ul style="list-style-type: none"> <li>• underground, in cold countries</li> </ul>	<ul style="list-style-type: none"> <li>• walks on its head</li> <li>• can make arms very long</li> </ul>




This page is licensed to be used by Integrated Treatment Services only.




**Words to help**

# Using Charts 7

Use the chart to find out about the animals.  
Write about the gorilla, the octopus, and the kangaroo.

	Colour	Food	Habitat	Special features
<b>a gorilla</b> 	black or dark brown	<ul style="list-style-type: none"> <li>•berries</li> <li>•fruit</li> <li>•leaves</li> </ul>	<ul style="list-style-type: none"> <li>•forests of Africa</li> </ul>	<ul style="list-style-type: none"> <li>•very strong</li> <li>•beats chest when cross</li> </ul>
<b>an octopus</b> 	green	<ul style="list-style-type: none"> <li>•crabs</li> <li>•small fish</li> </ul>	<ul style="list-style-type: none"> <li>•warm sea</li> </ul>	<ul style="list-style-type: none"> <li>•squirts ink when scared</li> <li>•has eight legs</li> </ul>
<b>a kangaroo</b> 	light brown	<ul style="list-style-type: none"> <li>•leaves</li> <li>•plants</li> </ul>	<ul style="list-style-type: none"> <li>•fields in Australia</li> </ul>	<ul style="list-style-type: none"> <li>•good at jumping</li> <li>•carries babies in pouch</li> </ul>




**Words to help**

# Using Charts 8

Use the chart to find out about the animals.  
Write about the elephant, the camel and the whale.

	Colour	Food	Habitat	Special features
<b>an elephant</b> 	grey	<ul style="list-style-type: none"> <li>• leaves</li> <li>• grass</li> </ul>	<ul style="list-style-type: none"> <li>• African and Indian forests</li> </ul>	<ul style="list-style-type: none"> <li>• very strong</li> <li>• has a long trunk</li> </ul>
<b>a camel</b> 	sandy brown	<ul style="list-style-type: none"> <li>• leaves</li> </ul>	<ul style="list-style-type: none"> <li>• deserts</li> </ul>	<ul style="list-style-type: none"> <li>• has a hump</li> <li>• has big feet</li> </ul>
<b>a whale</b> 	blue-grey	<ul style="list-style-type: none"> <li>• tiny sea creatures</li> </ul>	<ul style="list-style-type: none"> <li>• oceans</li> </ul>	<ul style="list-style-type: none"> <li>• biggest animal</li> <li>• has no teeth</li> </ul>

This page is licensed to be used by Integrated Treatment Services only.





**Words to help**






# Using Charts 9

Use the chart to find out about the animals.

Write about the crocodile, the spider and the tortoise.

	Colour	Food	Habitat	Special features
<b>a crocodile</b> 	green	<ul style="list-style-type: none"> <li>• fish</li> <li>• small animals</li> </ul>	<ul style="list-style-type: none"> <li>• in rivers, in hot countries</li> </ul>	<ul style="list-style-type: none"> <li>• lays eggs</li> <li>• has very sharp teeth</li> </ul>
<b>a spider</b> 	dark brown	<ul style="list-style-type: none"> <li>• flies</li> </ul>	<ul style="list-style-type: none"> <li>• houses</li> <li>• gardens</li> <li>• woods</li> </ul>	<ul style="list-style-type: none"> <li>• has eight legs</li> <li>• makes web to catch flies</li> </ul>
<b>a tortoise</b> 	brown	<ul style="list-style-type: none"> <li>• leaves</li> <li>• fruit</li> <li>• grass</li> </ul>	<ul style="list-style-type: none"> <li>• on land</li> </ul>	<ul style="list-style-type: none"> <li>• pulls head into hard shell when frightened</li> </ul>




**Words to help**

# Using Charts 10




Use the chart to find out about the birds.  
Write about the owl, the penguin and the parrot.


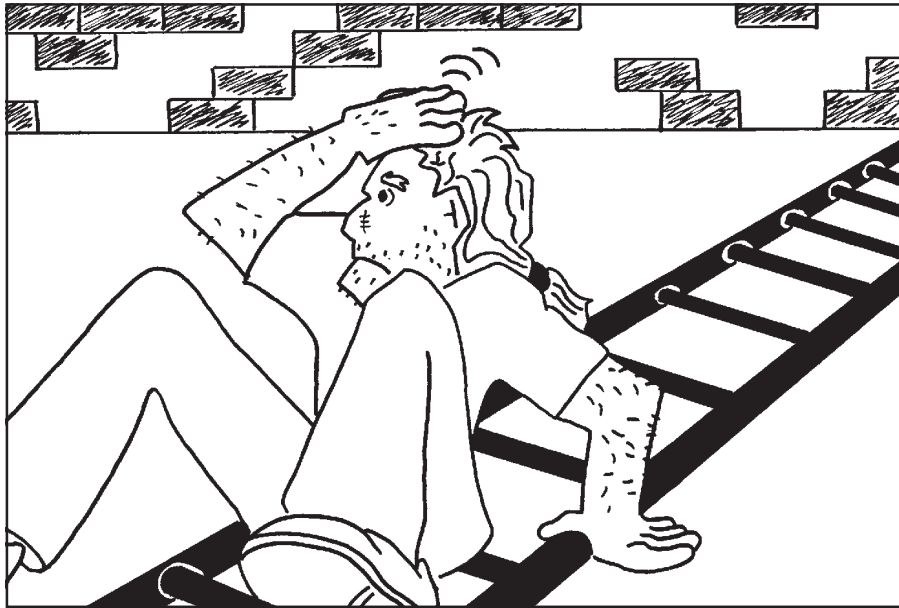
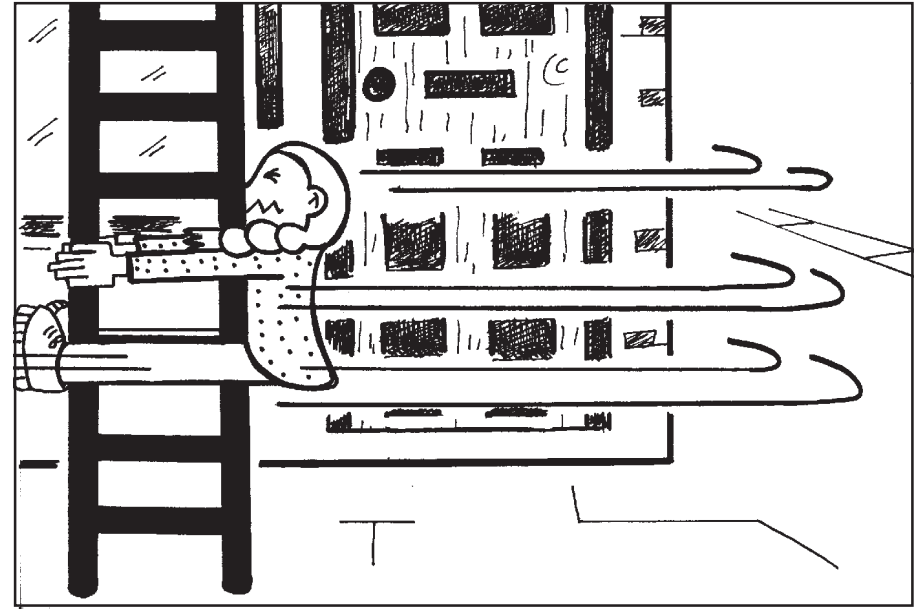

	Colour	Food	Habitat	Special features
<b>an owl</b> 	brown	<ul style="list-style-type: none"> <li>•mice</li> <li>•small birds</li> </ul>	<ul style="list-style-type: none"> <li>•woods</li> </ul>	<ul style="list-style-type: none"> <li>•sleeps in the day</li> <li>•hunts at night</li> </ul>
<b>a penguin</b> 	black and white	<ul style="list-style-type: none"> <li>•fish</li> </ul>	<ul style="list-style-type: none"> <li>•an icy, cold country</li> </ul>	<ul style="list-style-type: none"> <li>•cannot fly</li> <li>•swims very well</li> </ul>
<b>a parrot</b> 	bright red, green blue	<ul style="list-style-type: none"> <li>•seeds</li> <li>•fruit</li> </ul>	<ul style="list-style-type: none"> <li>•hot countries</li> </ul>	<ul style="list-style-type: none"> <li>•can learn to speak</li> </ul>




This page is licensed to be used by Integrated Treatment Services only.







**Words to help**











































# The Write Reason

The Write Reason encourages sentence development and writing composition. It consists of a collection of pictures and activities to encourage independent narrative writing, from sentence formation to story writing. The book provides opportunities for pupils to write at different levels and for different purposes. It is ideal for children with limited reading and writing skills and for those who need some creative stimulus or structure.

Easylearn resources available include:



Make the most of budding writing skills with *Write About the Picture*.

- 25 topics in each book, ideal for early sentence writing.
- Four photocopiable books crammed full of things that primary school pupils love to write about.
- Highly motivating, enabling pupils with very limited writing skills to produce an attractive piece of work.
- Easy for pupils to understand and use.
- Requires minimal teacher assistance.

Find a variety of activities to improve comprehension in Easylearn's *Reading Roundabout* books!

- Help children to read and understand texts.
- Wide variety of motivating activities, based on fictional and non-fictional texts.
- Ideal for individual, group and whole-class work.
- Tasks include charting information, connecting and classifying objects, sequencing stories and processing information to create plans and timetables.



Develop and consolidate phonic skills with our *Big Phonics* series.

- Clear layout and instructions for independent working.
- Range of tasks to give variety and suit different learning styles.
- Plenty of practice at each stage.
- Books fit in well with current classroom practice and systematic approaches to phonic teaching.
- Covers the full range of phonics.
- Suitable for a wide age range.



plus many, many more....

Easylearn produces a large range of resource materials to help pupils improve their English and Maths skills. Find us at [www.easylearn.co.uk](http://www.easylearn.co.uk).



Teaching materials that make learning easy

Integrated Treatment Services

# Printing Tips

## 1. Print Range

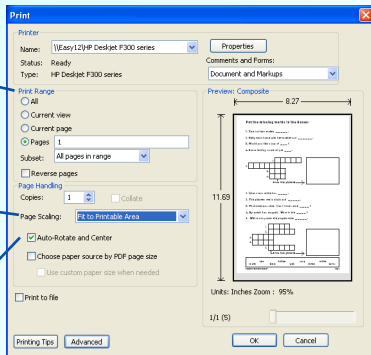
Please take care to select the pages you wish to print. This can avoid printing unwanted pages.

## 2. Page Scaling

When printing on A4 paper, we recommend you select *Page Scaling = None (100%)*. If important details are lost, because your printer cannot print close enough to the paper edges, use instead the default scale, *Fit to Printable Area*.

## 3. Rotate and Centre

Landscape pages have been rotated for ease of viewing on your computer or whiteboard. We recommend you tick this box to ensure pages appear in the correct orientation when printing.



easylearn