












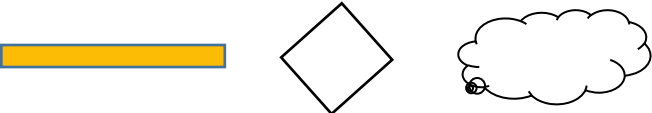
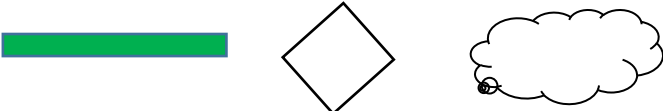










Coding Sentence Order

A) Basic Coding	Matching sentence	ICW	DLS express Word level
	<u>The boy is running</u>	2	Action + object 2-HARDER
	<u>eat dinner</u>	2	Action + Object 2- HARDER
	<u>Jump on the mat</u>	2	Action + Place 2-HARDER
	<u>Joe is eating a cake</u>	3	Person + Act + object 3-EASY
	<u>The car hit a tree</u>	3	Object+ act + object 3-EASY
	<u>The girl walked (to) school</u>	3	Person+Act+Place 3=EASY
	<u>The biscuit rolled (on the)floor</u>	3	Object+Act+place 3 EASY
	<u>Put book (in) bag **</u>	3	Act+ Obj + Place 3 HARDEST 4 HARDER (with prep)
	<u>Give biscuit (to)dog **</u>	3	Action + Obj to person 3 ' EASY" **

Coding Sentence Order

	<u>Joe put the book</u> <u>in the bag</u> **	4	Person+Act+obj+place 4-HARDER
	<u>Mum is giving a sweet</u> <u>to the girl</u> **	4	Person+Act+ obj to Person 4-HARDEST
Splitting the colours - 'little blue words'			
	<u>Sleep under table</u>	3	Act + prep+ place 3 EASY 3 HARDER if prep is not predictable
	<u>Dad (is) looking under</u> <u>the car</u>	4	Person+Act+prep+place 4 HARDER
B) Adding more information [not related to verb]			
	Mum.. happy Mum IS happy	2	2 HARDEST 3 EASY (+is)
	Box ..heavy Box is heavy	2	2 HARDEST 3 EASY (+is)
	<u>Paint a big picture</u>	3	Act+ Adj+ object 3 HARDER

Coding Sentence Order

	<u>Wash</u> <u>Dad's</u> <u>coat</u>	3	Act+ Poss+ object 3 HARDER
	<u>Jump</u> (on) <u>Mum's</u> <u>bed</u>	3	Act+ place + poss 3 HARDER
	<u>Sit</u> (on) <u>big</u> <u>chair</u>		Act+ place + adj 3 HARDER
	<u>Dad</u> <u>is</u> <u>driving</u> <u>a</u> <u>green</u> <u>car</u>	4	Per+Act+Obj (+adj) 4 HARDER
	<u>The</u> <u>little</u> <u>girl</u> <u>is</u> <u>cutting</u> <u>the</u> <u>paper</u>	4	Per+Act+Obj (+adj) 4 HARDER
	<u>The</u> <u>baby</u> <u>is</u> <u>sleeping</u> (in) <u>Mum's</u> <u>bed</u>	4	Per+Act+place =(poss) 4 HARDER 4 HARDEST (+prep)
	<u>Yesterday</u> <u>Grandma</u> <u>went</u> <u>to</u> <u>the</u> <u>shops</u>	4	4 HARDEST

Coding Sentence Order

<p>The coding consists of four horizontal bars: an orange bar, a yellow bar, a green bar, and a black bar.</p>	Joe ate his pudding with a spoon	4	4 HARDEST
Verbal Reasoning			
<p>The coding consists of two rows. The top row has an orange bar, a yellow bar, and a purple arrow pointing right. The bottom row has an orange bar, a diamond shape, and a cloud shape.</p>	We stopped because we were tired	-	
<p>The coding consists of two rows. The top row has a green bar, a yellow bar, and a purple arrow pointing right. The bottom row has a green bar, a diamond shape, and a cloud shape.</p>	The brick sank because it was heavy	-	

ICW refers to the comprehension level

DLS [Derbyshire Language Scheme] refers to the expressive level

Expressive teaching order- Use the DLS guidelines to decide on teaching order i.e

2HARDER → 2 HARDEST

3 EASY → 3 HARDER → 3 HARDEST [NB GIVE is included in 3 EASY but thematically it's 3 HARDEST

4 EASY → 4 HARDER → 4 HARDEST