

Colourful Semantics - The Stone Age

You can use this pack with children when teaching them about the Stone Age. You can talk about how they lived and what they built. This pack will support children when expressing their thoughts and feelings. You can also use this to help children learn how to use describing words.



You can prompt them by asking questions such as:

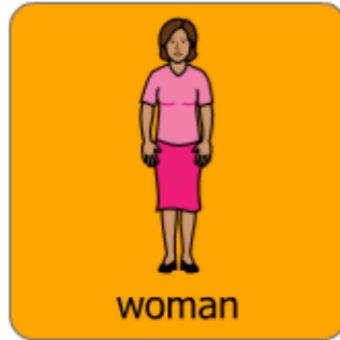
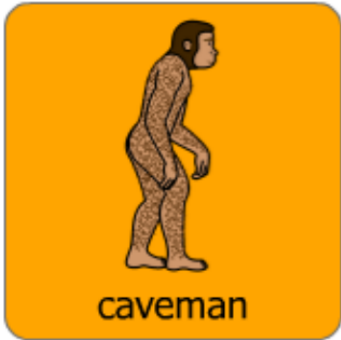




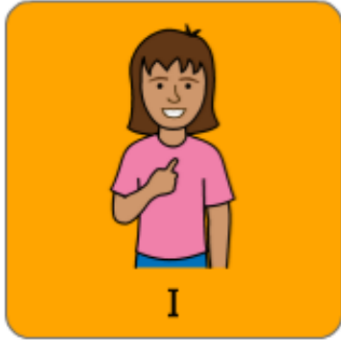
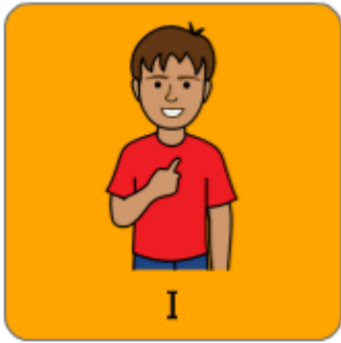
'what did they make?'

'what do you think it feels like?'

'what does it look like?'


'what size is it?'

'how did they do it?'

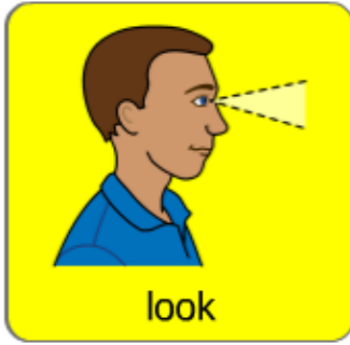




eat



see



look




paint



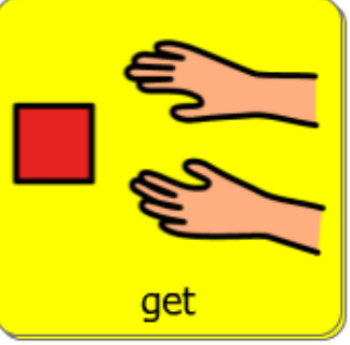
hunt



build



chop




get



bake



fishing



pick



write



wash



carry



plant



cave



cave painting



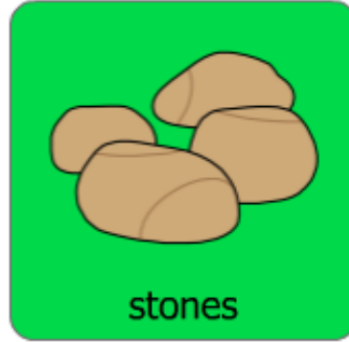
mammoth



pelt mat



spear



stones



antlers



jewellery



axe



wild berries



village



fire



shelter



bow & arrow



bones



in



on



under



river




cave



forest



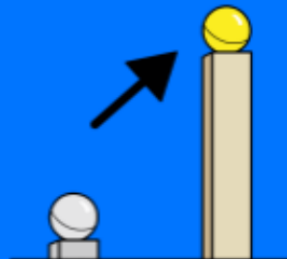
hut



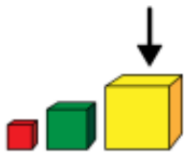
outside



beside



above



big



little



yellow



wet



green



red



warm



heavy



sunny



sharp



noisy




cold



shiny



strong



tall