

## Colourful Semantics - The Egyptians

You can use this pack with children when teaching them about the Egyptians. You can talk about how they lived and what they built. This pack will support children when expressing their thoughts and feelings. You can also use this to help children learn how to use describing words.



You can prompt them by asking questions such as:




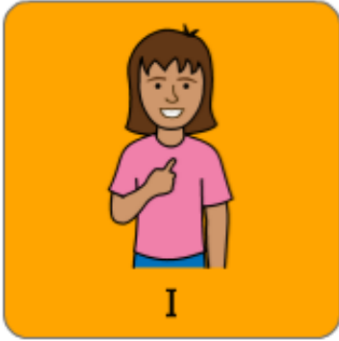
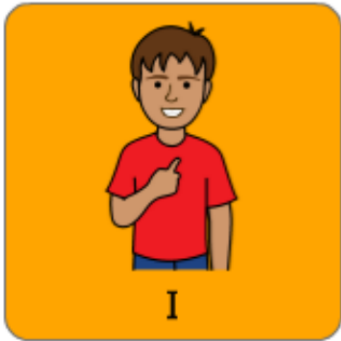
'what did they make?'

'what do you think it feels like?'

'what does it look like?'


'what size is it?'

'how did they do it?'

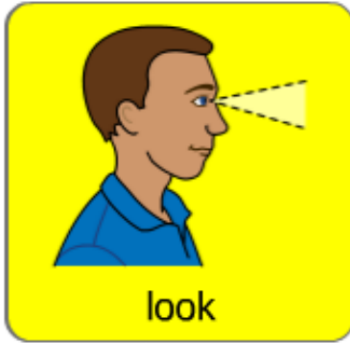




eat



see




look




sit



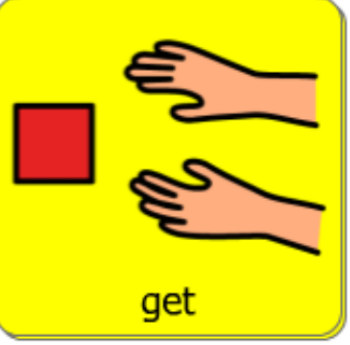
build



farm



chop



get



bake



fishing



pray



write



wash



carry



plant



Egyptian harp



mummy



palace



temple



tomb



Egyptian treasure



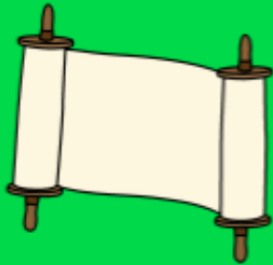
pyramid



cactus



coffin



scroll



Sphinx



hieroglyphics



statue



cat



camel



in




on



under



Egypt




desert



Nile



pyramids



outside



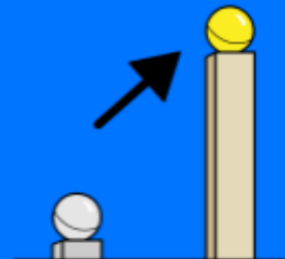
beside



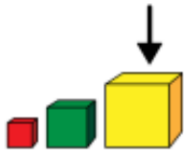
Egyptian temple



hut



above



big



little



yellow



dry



green



red



warm



heavy



sunny



tired



noisy



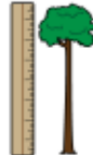
prickly



shiny



strong



tall