

Colourful Semantics Science Experiment

This experiment focuses on describing different objects that float and sink.

For this experiment you will need:

- A large container
- Objects that will float – white marshmallow, pink marshmallow, ping pong ball, round balloon, long balloon.
- Objects that will sink – round coin, small spoon, big spoon, brown rock, grey rock.

When you have conducted the experiment, use the colourful semantics cards to describe the items that remained afloat and the items that did not.




Examples:

The white marshmallow floats on top of the water.

The small spoon sinks to the bottom of the water.

Print on purple paper - describe



Print on orange paper - who

marshmallow



ping pong ball



balloon



coin




spoon



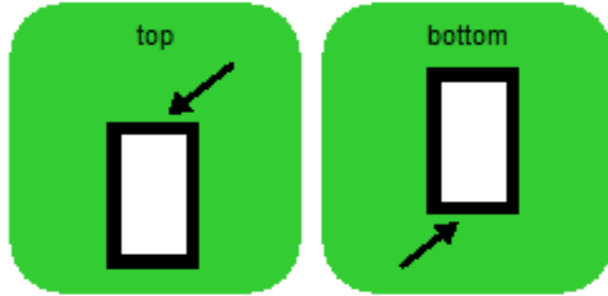
rock



Print on yellow paper – what doing



Print on green paper - what



Print on blue paper - what

